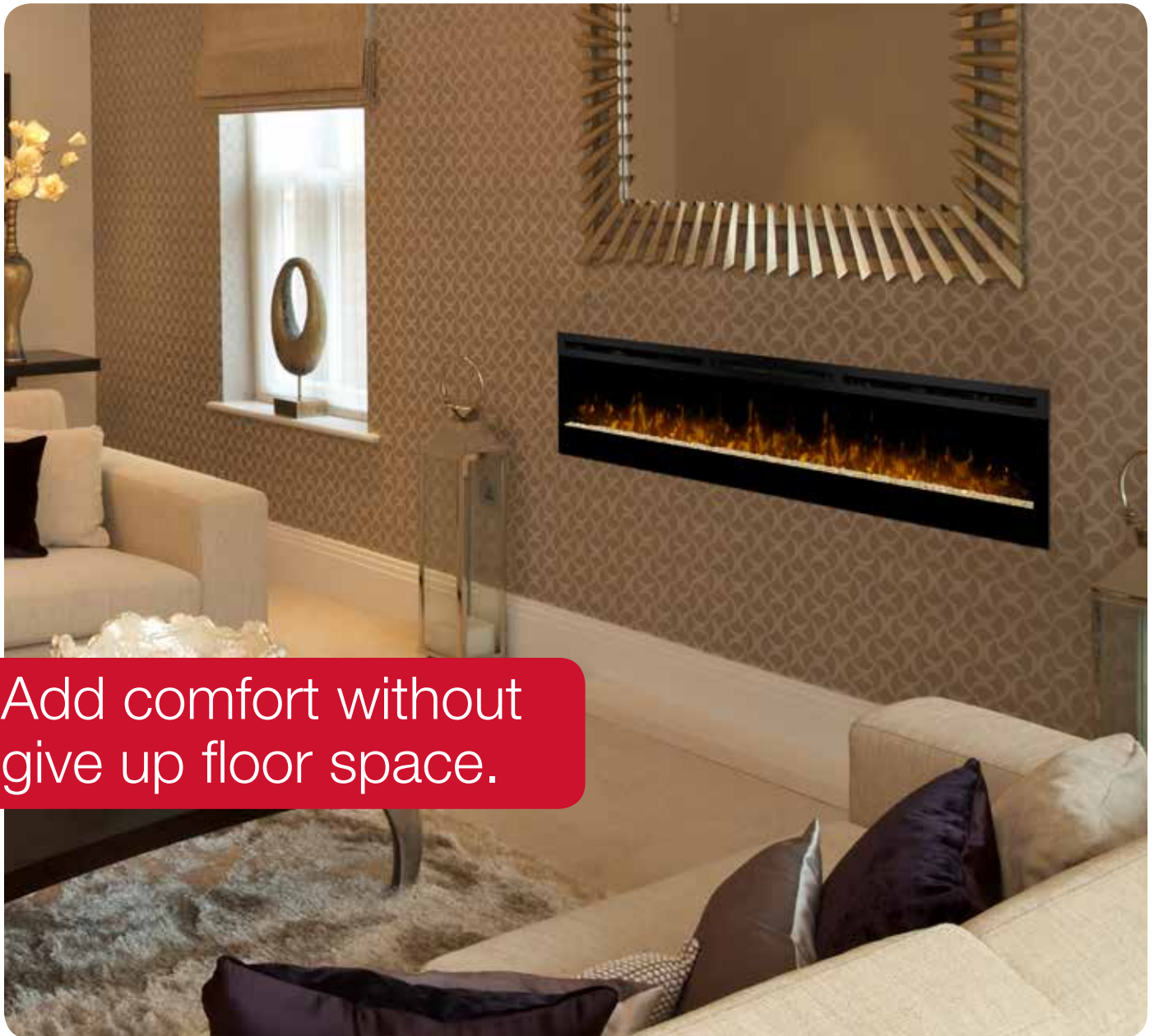




## Galveston

Wall-mount Electric Fireplace

BLF74



Add comfort without  
give up floor space.


The Dimplex LED flame dances on a bed of crushed and silvered glass pieces creating a stunning effect that cannot be matched. The heat that warms the room comes from the front of the fireplace allowing the sleek and elegant design to be installed snug to the wall. This incredible fireplace can be recessed into or mounted onto a wall. Versatile and beautiful.



# Galveston

## Wall-mount Electric Fireplace

BLF74



### Accessories



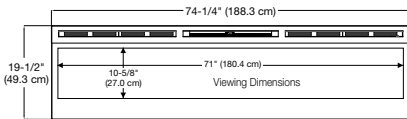
Driftwood and River Rock Accessory Package - 74" LF74DWS-KIT



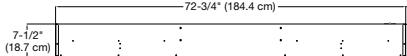
Plug Kit - BLF-PLUG-KIT

### Dimensions

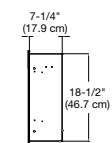
#### FRONT



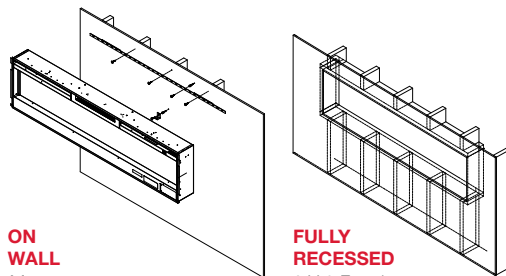
#### TOP



#### SIDE



### Installation - 2 Mounting Options



**ON WALL**  
Must mount to a minimum of three (3) wall studs

**FULLY RECESSED**  
2 X 8 Framing  
Framing dimensions:  
73" (185.4 cm) W x  
18-1/2" (47 cm) H

**NOTE:** The unit can also be installed so that the heater is disabled. To install the unit with No Heat DO NOT connect the red wire (L2) to the neutral wire. Add a wire connector to the end and leave it disconnected from everything.

120 Volts | 1,230 Watts | 4,197 BTU  
240 Volts | 2,430 Watts | 8,291 BTU

Model #	Description	Lbs / Kg	UPC	Wty. <sup>1</sup>	Carton Dimensions (WxHxD)		Cube	
					Inches	cm	ft <sup>3</sup>	m <sup>3</sup>
Package consists of one carton:								
BLF74	Wall-mount fireplace	136 / 61.7	781052 083523	2 yr.	77-1/2 x 14-7/8 x 22-1/2	196.9 x 37.5 x 57.2	14.9	0.4
BLF-PLUG-KIT	Plug Kit	.5 / .22	781052 092716		7 x 3 x 4	17.8 x 7.6 x 10.2		
LF74DWS-KIT	74" Driftwood & River Rock Accessory Package	9.8 / 4.44	781052 102859		34-1/4 x 7-1/8 x 8-1/8	87.2 x 18.03 x 20.6		

### Features

- The Original Dimplex Flame Effect™**  
A blend of technology, artistry and craftsmanship that sets the standard for realism.
- Media Bed**  
Tumbled glass ember bed pieces that are colored and silvered on one side for an alluring effect.
- Supplemental Heat**  
Includes a powerful fan-forced heater designed to keep the rooms you spend the most time in warm and comfortable.
- Viewing Area**  
Enjoy the panoramic flame through the industry's largest viewing area.
- Remote**  
Includes a convenient remote control.
- All-season Flames**  
Enjoy the unique charm of a fireplace 365 days a year using the flames without the heat.
- Cool-touch Glass**  
Glass remains cool making it safe for children and pets in any location.
- Economical**  
Economical to operate costing only pennies per hour.\*
- Low Carbon Footprint**  
The most sustainable fireplace option; no emissions and 100% efficient.
- Reduces Liability**  
Ideal for public spaces in commercial installations; meets the strictest building codes.
- Seamless Installation**  
Can be recessed with direct-wire for a seamless look, or simply hung on the wall.
- Quick Assembly**  
Sets up in minutes with step-by-step assembly instructions allowing you more time to enjoy your fireplace.

\* Based on national average residential electricity rate. Rates vary.