



heatilator®

The first name in fireplaces



Novus Series

Direct Vent Gas Fireplaces

Novus



#1 **best-selling** gas fireplace

Novus is everything you need to provide your family and friends the comfort which has made it the best-selling gas fireplace of all time. The versatile Novus fits into almost any lifestyle and space, where other fireplaces can't. Relax in knowing the industry's most recognized brand delivers long-lasting performance, allowing you to make fireside memories for years to come.

Features

- Make it your own by customizing the front of your fireplace with different styles, finishes and traditional brick interior panels
- Install anywhere with a design that's perfect for corners with multiple venting options
- Adjust flame, heat and ambiance with built-in controls
- Available in sizes to meet your needs - 30", 33", 36" or 42" models

Options

Fronts



Tres



Demi



Simon (black only)

Finishes



Black



Bronze

Controls



TotalRemote

Features: flame high/low, fan speed, hardwired receiver, timer mode, thermostat mode, room temperature readout, on/off



SmartRemote

Features: battery-powered or hardwired receiver, timer mode, thermostat mode, room temperature readout, on/off



IntelliSwitch200 Features: pilot activation, battery strength indicator, automatic battery backup, fan speed, on/off

Interior



Brick Interior Panel

Additional Options Not Pictured

- Fan kit: extends the heating range of your fireplace
- Gas conversion kit: change between using LP or natural gas

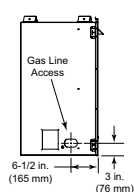
Venting

Direct Vent: DVP pipe and SLP pipe; B-vent: 5" pipe

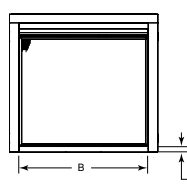
Specifications

MODEL	FRONT WIDTH (A)	BACK WIDTH (C)	HEIGHT	DEPTH	OPENING SIZE (B)	BTU/HR INPUT(NG)
NBV/NDV3630I	35" (889mm)	8-5/8" (219mm)	35-1/4" (896mm)	19-1/8" (486mm)	30" (762mm)	14,000 - 20,000
NBV/NDV3933I	38" (965mm)	11-5/8" (295mm)	35-1/4" (896mm)	19-1/8" (486mm)	33" (838mm)	15,000 - 22,000
NBV/NDV4236I	41" (1041mm)	14-5/8" (371mm)	35-1/4" (896mm)	19-1/8" (486mm)	36" (914mm)	17,000 - 25,000
NBV/NDV4842I	47" (1194mm)	20-5/8" (524mm)	35-1/4" (896mm)	19-1/8" (486mm)	42" (1067mm)	19,500 - 27,500

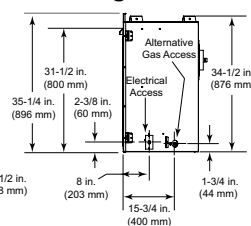
Left Side



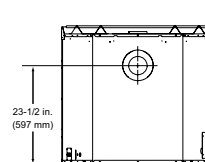
Front



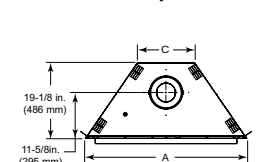
Right Side



Back



Top



Cover: Novus nXt 4236 shown with Demi front in bronze and custom shelf mantel

Left: Novus 4236 shown with Tres front in black, Wheatfield granite and Sonoma mantel



Novus nXt

more flame, **more heat,**
more standard features

The Novus nXt gas fireplace makes the time-honored tradition of gathering around the fireplace even more enjoyable with active flames and powerful heat. This captivating experience sets the scene for countless memories to be made season after season.



Features

- Make it your own by customizing the front of your fireplace with different styles and finishes
- Install anywhere with a design that's perfect for corners
- Traditional brick interior panels offer an authentic appearance with remarkable detail
- Richly-detailed logs create the look of a natural fire
- Get heat where you want with the built-in fan
- Adjust flame, heat and ambiance with a remote control
- Available in sizes to meet your needs - 33" or 36" models

Interior



Brick Interior Panel

Control



IntelliFire Plus™ RC200
Features: pilot activation, battery strength indicator, automatic battery backup, 5-step flame height, child lock, fan speed, on/off



Fan Kit

Extends the heating range of your fireplace

Options

Fronts



Tres



Demi




Simon (black only)

Finishes



Black



Bronze

Control



IntelliFire Plus RC300
Thermostat mode, timer mode, room temperature readout, two additional auxiliary functions, wall docking station, pilot activation, automatic battery backup, 5-step flame height, child lock, fan speed, on/off

Additional Options Not Pictured

- Gas conversion kit: change between using LP or natural gas

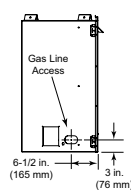
Venting

Direct Vent: DVP pipe and SLP pipe

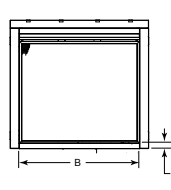
Specifications

MODEL	FRONT WIDTH (A)	BACK WIDTH (C)	HEIGHT	DEPTH	OPENING SIZE (B)	BTU/HR INPUT(NG)
NNXT3933I	38" (965mm)	11-5/8" (295mm)	35-1/4" (896mm)	19-1/8" (486mm)	33" (838mm)	16,000 - 29,000
NNXT4236I	41" (1041mm)	14-5/8" (371mm)	35-1/4" (896mm)	19-1/8" (486mm)	36" (914mm)	18,500 - 31,000

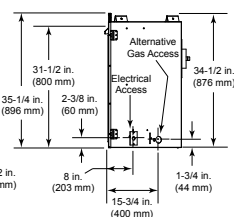
Left Side



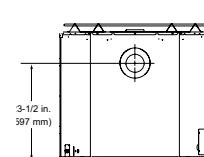
Front



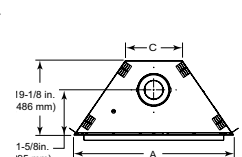
Right Side



Back



Top



Left: Novus nXt 4236 shown with Demi front in bronze, custom mantel and stone surround



Novus Evolution



the **next** generation

The Novus Evolution takes your hearth to the next generation as fire dances from a bed of glass. Every angle offers a new perspective, the flames multiplying with reflections off the porcelain interior of these minimalist gas fireplaces.

Features

- Make it your own with several glass fire bed options
- Install anywhere with a design that's perfect for corners
- Porcelain interior panels multiply the flames and intensity of the fire
- Adjust flame, heat and ambiance with built-in controls
- Available in sizes to meet your needs - 30" or 36" models



Crystal Glass



Reflective Porcelain Panels


Options

Front




Cinema (shown with optional finishing trim)

Finishes



Black



Stainless Steel

Interior Media



Black Glass



Cobalt Glass



Amber Glass

Controls



IntelliFire Plus RC300

Thermostat mode, timer mode, room temperature readout, two additional auxiliary functions, wall docking station, pilot activation, automatic battery backup, 5-step flame height, child lock, fan speed, on/off



IntelliFire Plus RC200

Pilot activation, battery strength indicator, automatic battery backup, 5-step flame height, child lock, fan speed, on/off



IntelliFire Plus RC100

Battery strength indicator, automatic battery backup, on/off

Additional Options Not Pictured

- Gas conversion kit: change between using LP or natural gas

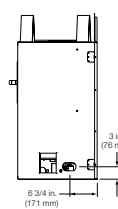
Venting

Direct Vent: DVP pipe and SLP pipe

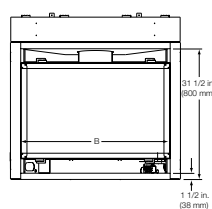
Specifications

MODEL	FRONT WIDTH (A)	BACK WIDTH (C)	HEIGHT	DEPTH	OPENING SIZE (B)	BTU/HR INPUT(NG)
NEVO3630I	35" (889mm)	8-5/8" (219mm)	39-1/8" (994mm)	19-1/8" (486mm)	30" (762mm)	10,000 - 20,000
NEVO4236I	41" (1041mm)	14-5/8" (371mm)	39-1/8" (994mm)	19-1/8" (486mm)	36" (914mm)	12,500 - 25,000

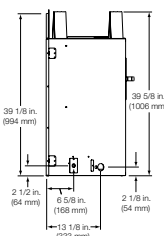
Left Side



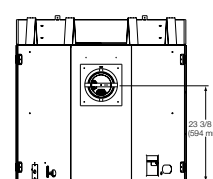
Front



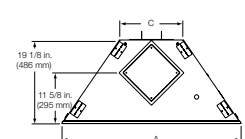
Right Side



Back



Top

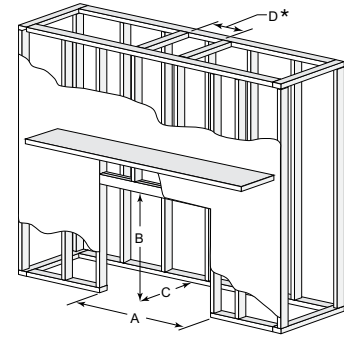


Left: Novus Evolution 4236 shown with stainless steel front with optional stainless steel trim, and blue glass



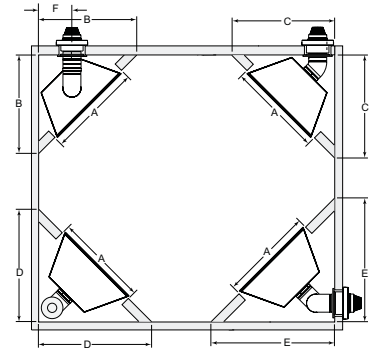
Framing

MODEL	A ROUGH OPENING (WIDTH)	B ROUGH OPENING (HEIGHT)	C ROUGH OPENING (DEPTH)	D ROUGH OPENING (DVP PIPE)	D ROUGH OPENING (SLP PIPE)	
NOVUS	NBV/NDV3630I	36" (914mm)	34-7/8" (886mm)	19-5/8" (498mm)	10" (254mm)	9" (229mm)
	NBV/NDV3933I	39" (991mm)	34-7/8" (886mm)	19-5/8" (498mm)	10" (254mm)	9" (229mm)
	NBV/NDV4236I	42" (1067mm)	34-7/8" (886mm)	19-5/8" (498mm)	10" (254mm)	9" (229mm)
	NBV/NDV4842I	49" (1219mm)	34-7/8" (886mm)	19-5/8" (498mm)	10" (254mm)	9" (229mm)
NOVUS NXT	NNXT3933I	39" (991mm)	34-7/8" (886mm)	19-5/8" (498mm)	10" (254mm)	9" (229mm)
	NNXT4236I	42" (1067mm)	34-7/8" (886mm)	19-5/8" (498mm)	10" (254mm)	9" (229mm)
NOVUS EVOLUTION	NEVO3630I	36" (914mm)	39-7/8" (1013mm)	19-5/8" (498mm)	10" (254mm)	9" (229mm)
	NEVO4236I	42" (1067mm)	39-7/8" (1013mm)	19-5/8" (498mm)	10" (254mm)	9" (229mm)



Clearances to Combustibles

	A	B	C	D	E	F
NDV3630I-B NDV3630IL-B	36" (914mm)	33-1/2" (851mm)	43-3/8" (1102mm)	47" (1194mm)	53-1/4" (1353mm)	8-1/2" (216mm)
NDV3933I-B NDV3933IL-B	39" (991mm)	35-1/2" (902mm)	43-3/8" (1102mm)	47" (1194mm)	53-1/4" (1353mm)	9-1/2" (241mm)
NDV4236I-B NDV4236IL-B	42" (1067mm)	37-5/8" (956mm)	43-3/8" (1102mm)	47" (1194mm)	53-1/4" (1353mm)	10-5/8" (270mm)
NDV4842I-B NDV4842IL-B	48" (1219mm)	41-7/8" (1064mm)	N/A	47" (1194mm)	53-1/4" (1353mm)	12-3/4" (324mm)
NNXT3933IF-B	39" (991mm)	35-1/2" (902mm)	N/A	47" (1194mm)	53-1/4" (1353mm)	9-1/2" (241mm)
NNXT4236IF-B	42" (1067mm)	37-5/8" (956mm)	N/A	47" (1194mm)	53-1/4" (1353mm)	10-5/8" (270mm)



Technologies

IntelliFire™ Ignition System (IPI), used in Novus, is an advanced intermittent pilot ignition system. IPI constantly monitors ignition, ensures safe functioning and conserves up to \$10/month in energy costs.

IntelliFire Plus Ignition System (IPI Plus), used in Novus nXt and Novus Evolution, takes this technology to the next level with more safety and memory settings and a programmable wireless remote control. The wireless remote is required to control standing pilot mode, child safety lock, and memory settings.

Direct Vent Technology, used in Novus, Novus nXt and Novus Evolution, removes 100% of combustion exhaust and fumes from your home. These sealed fireplaces provide optimal heat, conserve energy and ensure clean, safe indoor air quality.

EnerGuide (CSA P.4.1-15) Ratings Used in Canada and some U.S. states to measure annual fireplace efficiency.

NDV3630	NDV3933	NDV4236	NDV4842	NNXT3933I	NNXT4236I	NEVO3630I	NEVO4236I
51%	47%	50%	57%	63%	64%	54%	58%

Exceptional Value + Dependability

Why do contractors, architects and homebuyers trust Heatilator? Because we mix value with dependability. Established in 1927, Heatilator has built a long standing reputation for providing quality, dependable hearth products at unbeatable values. Today, Heatilator remains the most preferred, recommended and installed fireplace brand among building professionals.

Available from

heatilator
The first name in fireplaces

800-927-6841 | heatilator.com

facebook.com/Heatilator

twitter.com/Heatilator

youtube.com/HeatilatorFireplaces

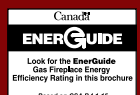
Limited Lifetime Warranty¹

The strongest in the industry, Heatilator provides a limited lifetime warranty on gas-burning products of the most important aspects: firebox and heat exchanger.

¹ For full warranty details go to heatilator.com.

The information provided in this literature is for planning purposes only and subject to change. Please consult the installation manual for actual installation. Actual product appearance may differ from product images.

Fireplace glass and other surfaces get extremely HOT and can cause severe burns if touched. Do not remove the protective safety screen from the front of the glass. Keep a safe distance away. To learn more visit www.heatilator.com/fireplacesafety.



HTL-1091U-0617