

2023 CATALOG PRODUCTS

# FIRE & WATER PRODUCTS



**ALAMEDA**  
FIRE TABLE

701 S Dupont Ave. Ontario, CA  
Sales@theoutdoorplus.com

[WWW.THEOUTDOORPLUS.COM](http://WWW.THEOUTDOORPLUS.COM)



# About Us

The Outdoor Plus is a USA manufacturer of outdoor fire and water goods for home & commercial spaces. T.O.P's goal is provide T.O.P's clients the highest quality of hand-crafted products. We are constantly bringing fresh ideas to life to bring something new & exciting to the market. From new fire pit designs, innovative material finishes, improving the function of existing products and ease of use, we are constantly striving to make your experience with us and T.O.P's products the best it can be.

Our products are 100% made in the USA and everything we do is done in-house. We are able to cut, weld, mold, finish, pack and ship all of T.O.P's products all in-house. By being vertically integrated, we can provide a more consistent control of speed, quality & price that gets passed down onto you.

We have over 25 years of Professional experience designing, building and installing unique fire and water features. From T.O.P's President to the Head of Manufacturing, the Director of Sales and Marketing, we have all made a career of aiding home owners and businesses bring their vision of the perfect backyard experience come to life.



## Photography Program

- » Here at TOP FIRES' we are always looking for the best images that represents T.O.P's products and the lifestyle around it.
- » Finished an installation that uses T.O.P's products that you are proud of? Send us your images! Most digital cameras or high end smart phones will work!
- » If your images are approved, you may receive up to **\$1,000 in credit** for any future purchases.
- » Send Pictures with name, company name, phone number & Sales Order # to [SALES@THEOUTDOORPLUS.COM](mailto:SALES@THEOUTDOORPLUS.COM)

*Help us promote your work with T.O.P's amazing products.  
We look forward to your submissions!*

### **IMAGES REQUIREMENTS:**

- » Must be high resolution.
- » Larger than 2000 x 2000 pixels.
- » Minimum 200 PPI.



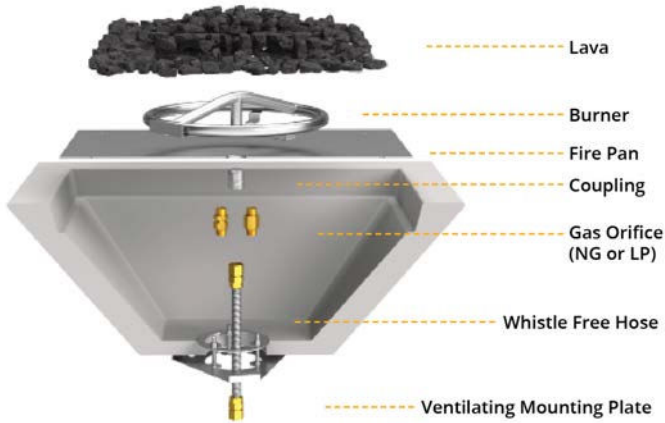




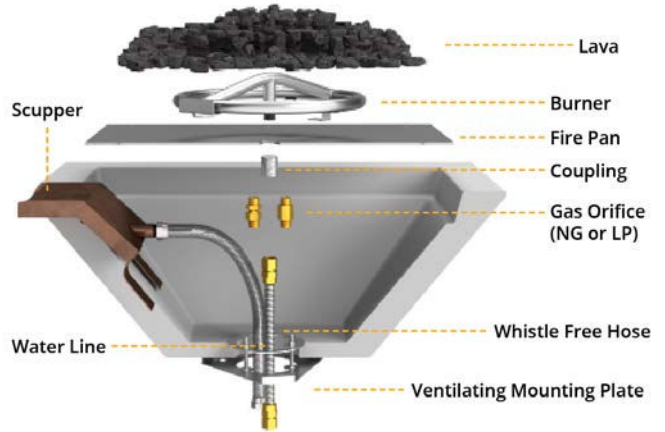
# TABLE OF CONTENTS

<b>- What's included in your Bowl?</b>	4
<b>- Bowls</b>	5
- Fire Bowls	
- Fire & Water Bowls	
- Planter Bowls	
- Planter & Water Bowls	
- Water Bowls	
<b>- Scuppers</b>	67
<b>- Fire Pits</b>	71
<b>- Fire Tables</b>	127
<b>- Black &amp; White Collection</b>	153
<b>- LED Collection</b>	163
<b>- Fire Pillars</b>	170
<b>- Corten Steel Planters</b>	174
<b>- Torches</b>	177
<b>- Fire Towers</b>	185
<b>- Self Contained</b>	188
<b>- Ready to Finish</b>	196
- Fire Pits and Fire Placesww	
<b>- Water over fire pit insert</b>	202
<b>- Ornaments</b>	204
<b>- Tank Enclosures</b>	211
<b>- Fire Pits Add ONS</b>	213
<b>- All Available canvas covers</b>	216
<b>- Custom Fire &amp; Water Features</b>	218
<b>- Information</b>	220
- Warranty	
-Colors	
-Corten Steel	
-Clearance from Combustibles	

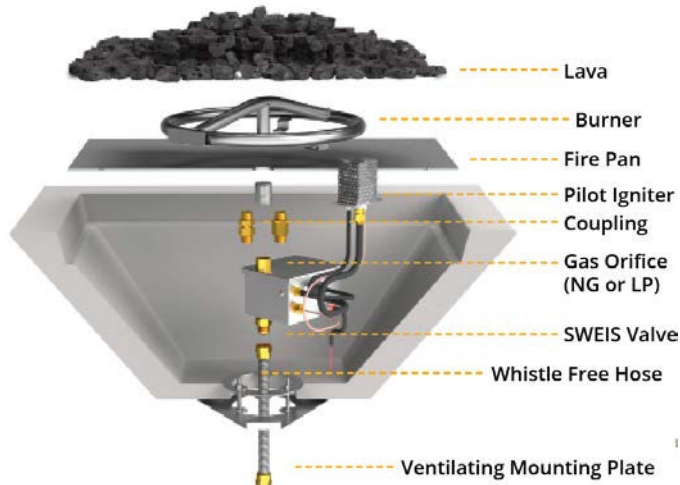
### MATCH LIT FIRE BOWLS



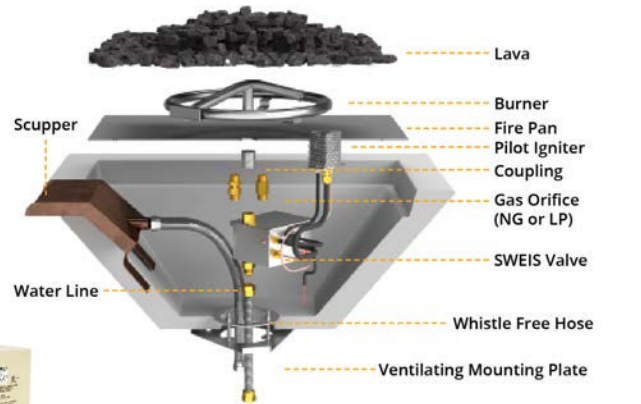
### MATCH LIT FIRE & WATER BOWLS



### LOW VOLTAGE FIRE BOWLS



### LOW VOLTAGE FIRE & WATER BOWLS



Every Electronic Ignition System Uses a Low Voltage Transformer

### Liquid Propane

Liquid Propane applications require a Brass Air Mixer Orifice. This orifice integrates air into the propane for a cleaner burning flame. This prevents soot from being created and staining the unit and other surroundings.

### Natural Gas

Natural Gas applications come with a brass orifice mounted directly underneath the burner. Key Valves must be mounted within arms reach of the burner.

### Mounting Brackets

All fire bowls come shipped with a mounting bracket. This mounting bracket provides ventilation and a secure mount.

### Propane & Glass

It is not recommended to use any sort of fire glass or glass pebbles in Liquid

Propane applications. Propane is 1.5x heavier than air and sinks, decorative glass is dense and may not allow the propane to properly rise. Propane may collect and pool under the surface of the glass or inside the enclosure creating a potentially dangerous situation.

brackets.

**WARRANTY IS VOID IF THE MOUNTING BRACKET IS NOT PROPERLY INSTALLED**



NOTE: Key Valves are sold separately & may be installed onto the face of the bowl. To have your bowls shipped like this for an additional fee, add OPT-KVI to your order (Includes Key Valve, Whistle Free Hose & Installation)

NOTE: Some bowls do not include mounting





# THE OUTDOOR PLUS

USA MANUFACTURER OF FIRE & WATER PRODUCTS

BOWLS



Bowls Collections

CAZO





24" GRAY

# Cazo Fire Bowl - GFRC Concrete

Includes: Bowl, Fire Pan, Burner, Whistle Free Hose, Gas Orifice, Mounting Bracket, Lava Rock. (3" Opening)

<b>24" Bowl</b> OPT-24RFO OPT-24RFOE12V	<b>31" Bowl</b> OPT-31RFO OPT-31RFOE12V	<b>36" Bowl</b> OPT-36RFO OPT-36RFOE12V	<b>48" Bowl</b> OPT-48RFO OPT-48RFOE12V
» Size: 24" » Height: 9" » Base: 9" » Burner: 8" » BTU: 45K » Sugg. Glass: 40 lbs.	» Size: 31" » Height: 10" » Base: 10" » Burner: 12" » BTU: 65K » Sugg. Glass: 55lbs.	» Size: 36" » Height: 12" » Base: 14" » Burner: 12" » BTU: 65K » Sugg. Glass: 95 lbs.	» Size: 48" » Height: 16" » Base: 20" » Burner: 18" » BTU: 160K » Sugg. Glass: 200 lbs.

**Bullet Burner Upgrades**

Unit	Stainless Steel Bullet Burner
24" Cazo	OPT-B8SS
31" & 36" Cazo	OPT-B12SS
48" Cazo	OPT-B18SS

**Optional Accessories**

Unit	Canvas Cover	Unit	Canvas Cover
24" Cazo	OPT-BCVR-24R-9H	36" Cazo	OPT-BCVR-36R-12H
31" Cazo	OPT-BCVR-31R-10H	48" Cazo	OPT-CVR-48R-16H

# Cazo Fire Bowl - Woodgrain Concrete

Includes: Bowl, Fire Pan, Burner, Whistle Free Hose, Gas Orifice, Mounting Bracket, Lava Rock. (3" Opening)

<b>24" Bowl</b> OPT-24RWGFO OPT-24RWGFOE12V	<b>32" Bowl</b> OPT-32RWGFO OPT-32RWGFOE12V
» Size: 24" » Height: 8" » Base: 12" » Burner: 8" » BTU: 45K » Sugg. Glass: 20 lbs.	» Size: 32" » Height: 10" » Base: 12" » Burner: 8" » BTU: 45K » Sugg. Glass: 20 lbs.

**Bullet Burner Upgrades**

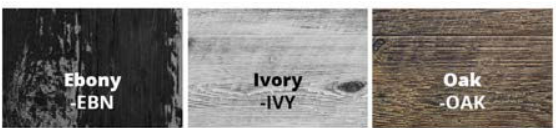
Unit	Stainless Steel Bullet Burner
24" Cazo	OPT-BRDSS8
32" Cazo	OPT-BRDSS8

**Optional Accessories**

Unit	Canvas Cover
24" Cazo	OPT-BCVR-24R-8H
32" Cazo	OPT-BCVR-32R-10H



32" OAK



**GFRC WOOD GRAIN COLOR OPTIONS**  
When ordering, specify the color by adding the color code to the end of the Part #.  
**Example:** Coronado Fire Pit in Ivory = OPT-COR48-IVY

Metallic Finishes and Rustic Finishes are available at an extra charge  
When ordering, specify the concrete color by adding the color code to the end of the Part #. Example: 27" Brown Sedona Water Bowl = OPT-27RWO-BRN

<b>Black</b> -BLK	<b>Ash</b> -ASH	<b>Natural Gray</b> -NGY	<b>Gray</b> -GRY	<b>White Limestone</b> -LIM	<b>Chocolate</b> -CHC	<b>Chestnut</b> -CST	<b>Brown</b> -BRN	<b>Vanilla</b> -VAN
<b>Rustic Gray</b> -RGR	<b>Moss Stone</b> -RMS	<b>Rustic White</b> -RWH	<b>Coffee</b> -RCF	<b>Slate</b> -MSL	<b>Silver</b> -MSV	<b>Pearl</b> -MPR	<b>Bronze</b> -MBR	<b>Copper</b> -MCP



# Cazo Fire Pit - Narrow Ledge - GFR Concrete & Metal Powder Coat

Cannot Store Propane Tank

## 48" Cazo

OPT-CZNL48	Match Lit Ignition
OPT-CZNL48FSML	Flame Sense
OPT-CZNL48EKIT	Plug & Play
OPT-CZNLPC48	Powder Coat

- » Diameter: 48"
- » Height: 17"
- » Base Diameter: 20"
- » Burn Area Diameter: 40"
- » Weight: 260 lbs.
- » BTU: 190K
- » Sugg. Fire Glass: 150 lbs.

## 60" Cazo

OPT-CZNL60	Match Lit Ignition
OPT-CZNL60FSML	Flame Sense
OPT-CZNL60EKIT	Plug & Play
OPT-CZNLPC60	Powder Coat

- » Diameter: 60"
- » Height: 21"
- » Base Diameter: 28"
- » Burn Area Diameter: 50"
- » Weight: 315 lbs.
- » BTU: 330K
- » Sugg. Fire Glass: 200 lbs.



48" CHESTNUT  
POLISHED LAVA UPGRADE SOLD SEPARATELY  
**Note: Also available in Powder Coat**

### Optional Accessories

Unit	Canvas Cover	Stainless Lid
48" Cazo	OPT-CVR-48R-17H	OPT-44RC
60" Cazo	OPT-CVR-60R-21H	OPT-54RC

### Bullet Burner Upgrades

Unit	Stainless Steel Bullet Burner
48" Cazo	OPT-BRDSS24
60" Cazo	OPT-BRDSS30

# Cazo Fire Pit - Wide Ledge - GFRC Concrete & Metal Powder Coat

Cannot Store Propane Tank

## 48" Cazo

OPT-CZ48	Match Lit Ignition
OPT-CZ48FSML	Flame Sense
OPT-CZ48EKIT	Plug & Play
OPT-CZPC48	Powder Coat

- » Diameter: 48"
- » Height: 17"
- » Base Diameter: 20"
- » Burn Area Diameter: 29"
- » Weight: 260 lbs.
- » BTU: 65K
- » Sugg. Fire Glass: 75 lbs.

## 60" Cazo

OPT-CZ60	Match Lit Ignition
OPT-CZ60FSML	Flame Sense
OPT-CZ60EKIT	Plug & Play
OPT-CZPC60	Powder Coat

- » Diameter: 60"
- » Height: 20"
- » Base Diameter: 28"
- » Burn Area Diameter: 40"
- » Weight: 315 lbs.
- » BTU: 160K
- » Sugg. Fire Glass: 125 lbs.




60" GRAY  
**Note: Also available in Powder Coat**

### Optional Accessories

Unit	Canvas Cover	Stainless Lid
48" Cazo	OPT-CVR-48R-17H	OPT-33RC
60" Cazo	OPT-CVR-60R-20H	OPT-44RC

### Bullet Burner Upgrades

Unit	Stainless Steel Bullet Burner
48" Cazo	OPT-BRDSS12
60" Cazo	OPT-BRDSS18





## 48" Cazo Copper Fire Pit - Narrow Ledge

Does not include door for propane tank storage



48" COPPER

- OPT-RHC48 Match Lit Ignition
- OPT-RHC48FSML Flame Sense
- OPT-RHC48EKIT Plug & Play

- » Diameter: 48
- » Base Diameter: 18"
- » Height: 15"
- » Burning Area: 40"
- » Weight: 185 lbs.
- » BTU: 160K
- » Sugg. Fire Glass: 150 lbs.
- » Material: Copper
- » Finish: Patina Copper

### Optional Accessories

<b>Canvas Cover</b>	OPT-CVR-48R-15H
<b>Stainless Steel Lid</b>	OPT-42RC

### Bullet Burner Upgrades

Unit	Stainless Steel Bullet Burner
48" Cazo	OPT-BRDSS18

## 48" Cazo Copper Fire Pit - Wide Ledge

Does not include door for propane tank storage



48" COPPER

- OPT-RS48 Match Lit Ignition
- OPT-RS48FSML Flame Sense
- OPT-RS48EKIT Plug & Play

- » Diameter: 48"
- » Base Diameter: 18"
- » Height: 15"
- » Burning Area: 24"
- » Weight: 185 lbs.
- » BTU: 65K
- » Sugg. Fire Glass: 50 lbs.
- » Material: Copper
- » Finish: Patina Copper

### Optional Accessories

<b>Canvas Cover</b>	OPT-CVR-48R-15H
<b>Stainless Steel Lid</b>	OPT-26RC

### Bullet Burner Upgrades

Unit	Stainless Steel Bullet Burner
48" Cazo	OPT-BRDSS12

## 48" Cazo SS Fire Pit - Narrow Ledge

Cannot store propane tank.

- OPT-SS48FP Match Lit Ignition
- OPT-SS48FPFSML Flame Sense
- OPT-SS48FPEKIT Plug & Play

- » Diameter: 48"
- » Height: 15"
- » Burning Area: 42"
- » Base Diameter: 24"
- » Weight: 155 Lbs.
- » BTU: 160K
- » Sugg. Fire Glass: 100 lbs.

### Bullet Burner Upgrades

Unit	Stainless Steel Bullet Burner
48" Cazo	OPT-BRDSS24

### Optional Accessories

<b>Canvas Cover</b>	OPT-CVR-48R-15H
<b>Stainless Steel Lid</b>	OPT-44RC



## Cazo Fire Bowl - Hammered Patina Copper

Includes: Bowl, Fire Pan, Burner, Whistle Free Hose, Gas Orifice, Mounting Bracket, Lava Rock. (3" Opening)



24" COPPER

### 24" Bowl

OPT-101-24NWF  
OPT-101-24NWFE12V

- » Size: 24"
- » Height: 10"
- » Base: 10"
- » Burner: 8"
- » BTU: 45K
- » Sugg. Glass: 20 lbs.

### 30" Bowl

OPT-102-30NWF  
OPT-102-30NWFE12V

- » Size: 30"
- » Height: 12"
- » Base: 15"
- » Burner: 8"
- » BTU: 45K
- » Sugg. Glass: 35 lbs.

### 36" Bowl

OPT-102-36NWF  
OPT-102-36NWFE12V

- » Size: 36"
- » Height: 12"
- » Base: 15"
- » Burner: 12"
- » BTU: 65K
- » Sugg. Glass: 50 lbs.

### Bullet Burner Upgrades

Unit	Stainless Steel Bullet Burner
24" Cazo	OPT-BRDSS8
30" Cazo	OPT-BRDSS8
36" Cazo	OPT-BRDSS12

### Optional Accessories

Unit	Canvas Cover
24" Cazo	OPT-BCVR-24R-10H
32" Cazo	OPT-BCVR-32R-12H
36" Cazo	OPT-BCVR-36R-12H

## Cazo Fire Bowl - Metal Powder Coat

Includes: Bowl, Fire Pan, Burner, Whistle Free Hose, Gas Orifice, Mounting Bracket, Lava Rock.



24" COPPER VEIN

### 24" Bowl

OPT-R24PCFO  
OPT-R24PCFOE12V

- » Size: 24"
- » Height: 10"
- » Base: 10"
- » Burner: 8"
- » BTU: 45K
- » Sugg. Glass: 20 lbs.

### 30" Bowl

OPT-R30PCFO  
OPT-R30PCFOE12V

- » Size: 30"
- » Height: 12"
- » Base: 16"
- » Burner: 12"
- » BTU: 65K
- » Sugg. Glass: 35lbs.

### 36" Bowl

OPT-R36PCFO  
OPT-R36PCFOE12V

- » Size: 36"
- » Height: 12"
- » Base: 20"
- » Burner: 12"
- » BTU: 65K
- » Sugg. Glass: 50 lbs.

### Bullet Burner Upgrades

Unit	Stainless Steel Bullet Burner
24" Cazo	OPT-BRDSS8
30" & 36" Cazo	OPT-BRDSS12

### Optional Accessories

Unit	Canvas Cover
24" Cazo	OPT-BCVR-24R-10H
32" Cazo	OPT-BCVR-32R-12H
36" Cazo	OPT-BCVR-36R-12H



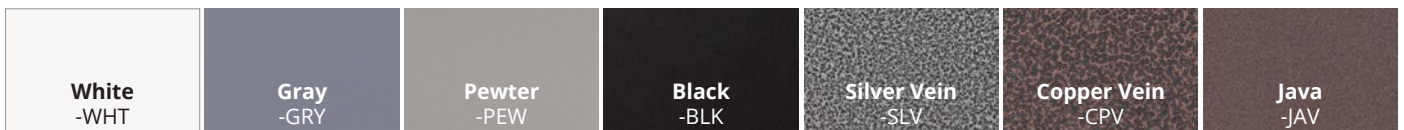
### Key Valve Upgrade

OPT-KVI

Installed Onto Bowl: Key Valve, Installation Bracket, & Gas Hoses

### POWDER COAT COLOR OPTIONS

When ordering, specify the powder coat color by adding the color code to the end of the Part #. **Example:** White Coronado Fire Pit = OPT-CORPC48-WHT







24" COPPER

## Cazo Fire & Water Bowl Hammered Patina Copper

Includes: Bowl, Copper Scupper (3/4" Inlet) Fire Pan, Burner, Whistle Free Hose, Gas Orifice, Mounting Bracket, Lava Rock. (3" Opening)

### 24" Bowl

OPT-101-24NWCB  
OPT-101-24NWCBE12V

- » Size: 24"
- » Height: 10"
- » Base: 10"
- » Burner: 8"
- » BTU: 45K
- » Sugg. Glass: 20 lbs.
- » Scupper: 8"
- » GPM: 7-10

### 30" Bowl

OPT-102-30NWCB  
OPT-102-30NWCBE12V

- » Size: 30"
- » Height: 12"
- » Base: 15"
- » Burner: 8"
- » BTU: 45K
- » Sugg. Glass: 35 lbs.
- » Scupper: 8"
- » GPM: 7-10

### 36" Bowl

OPT-102-36NWCB  
OPT-102-36NWCBE12V

- » Size: 36"
- » Height: 12"
- » Base: 15"
- » Burner: 12"
- » BTU: 65K
- » Sugg. Glass: 50 lbs.
- » Scupper: 8"
- » GPM: 7-10

### Bullet Burner Upgrades

Unit	Stainless Steel Bullet Burner
24 & 30" Cazo	OPT-BRDSS8
36" Cazo	OPT-BRDSS12

### Optional Accessories

Unit	Canvas Cover
24" Cazo	OPT-BCVR-24R-10H
30" Cazo	OPT-BCVR-30R-12H
36" Cazo	OPT-BCVR-36R-12H

## Cazo Fire & Water Bowl Metal Powder Coat

Includes: Bowl, Copper Scupper (3/4" Inlet) Fire Pan, Burner, Whistle Free Hose, Gas Orifice, Mounting Bracket, Lava Rock.



24" GRAY

### 24" Bowl

OPT-R24PCFW  
OPT-R24PCFWE12V

- » Size: 24"
- » Height: 10"
- » Base: 10"
- » Burner: 8"
- » BTU: 45K
- » Sugg. Glass: 20 lbs.
- » Scupper: 8"
- » GPM: 7-10

### 30" Bowl

OPT-R30PCFW  
OPT-R30PCFWE12V

- » Size: 30"
- » Height: 12"
- » Base: 16"
- » Burner: 12"
- » BTU: 65K
- » Sugg. Glass: 35 lbs.
- » Scupper: 8"
- » GPM: 7-10

### 36" Bowl

OPT-R36PCFW  
OPT-R36PCFWE12V

- » Size: 36"
- » Height: 12"
- » Base: 20"
- » Burner: 12"
- » BTU: 65K
- » Sugg. Glass: 50 lbs.
- » Scupper: 10"
- » GPM: 7-10

### Bullet Burner Upgrades

Unit	Stainless Steel Bullet Burner
24" Cazo	OPT-BRDSS8
30" & 36" Cazo	OPT-BRDSS12

### Optional Accessories

Unit	Canvas Cover
24" Cazo	OPT-BCVR-24R-10H
32" Cazo	OPT-BCVR-32R-12H
36" Cazo	OPT-BCVR-36R-12H



### All Water Bowls Include The Easy Flow Fitting

All Water Bowls come with easy-flow water fitting that accommodates a 1 1/2" water line



### Key Valve Upgrade

OPT-KVI

Installed Onto Bowl: Key Valve, Installation Bracket, & Gas Hoses



31" Cazo Fire Bowls in Brown Finish  
Courtesy of Gold Medal Pools, Frisco, TX



31" Cazo Fire Bowls in Natural  
Gray Finish — Courtesy of Horner  
Xpress



48" GRAY

## 48" Cazo GFRC Fire & Water Bowl 360° Spill

Includes: Bowl, Fire Pan, Burner, Whistle Free Hose, Gas Orifice, Mounting Bracket, Lava Rock. (1 1/2" Water Inlet)

OPT-48CZFW360  
OPT-48CZFW360E12V

- » Size: 48"
- » Height: 17"
- » Base: 20"
- » Burner: 8"
- » BTU: 45K
- » Sugg. Glass: 25 lbs.
- » GPM: 40

### Bullet Burner Upgrades

Unit	Stainless Steel Bullet Burner
48" Cazo	OPT-BRDSS8

### Optional Accessories

Unit	Canvas Cover
48" Cazo	OPT-CVR-48R-17H



30" COPPER

## Cazo Fire & Water Bowl Copper 4 - Way Spill

Includes: Bowl, Fire Pan, Burner, Whistle Free Hose, Gas Orifice, Lava Rock. (1 1/2" Water Inlet)

30" Bowl  
OPT-4W30  
OPT-4W30E12V

- » Size: 30"
- » Height: 12"
- » Base: 16"
- » Burner: 12"
- » BTU: 65K
- » Sugg. Glass: 40 lbs.
- » Scupper: 8"
- » GPM: 30
- » Water Inlet: 1 1/2"

36" Bowl  
OPT-4W36  
OPT-4W36E12V

- » Size: 36"
- » Height: 12"
- » Base: 20"
- » Burner: 12"
- » BTU: 65K
- » Sugg. Glass: 55 lbs.
- » Scupper: 8"
- » GPM: 30
- » Water Inlet: 1 1/2"

### Bullet Burner Upgrades

Unit	Stainless Steel Bullet Burner
30" Cazo	OPT-BRDSS12
36" Cazo	OPT-BRDSS12

### Optional Accessories

Unit	Canvas Cover
30" Cazo	OPT-BCVR-30R-12H
36" Cazo	OPT-BCVR-36R-12H



30" COPPER

## Cazo Fire & Water Bowl Copper 360° Spill

Includes: Bowl, Fire Pan, Burner, Whistle Free Hose, Gas Orifice, Lava Rock. (1 1/2" Water Inlet)

30" Bowl  
OPT-30FW360  
OPT-30FW360E12V

- » Size: 30"
- » Height: 13.5"
- » Base: 16"
- » Burner: 6"
- » BTU: 35K
- » Sugg. Glass: 35 lbs.
- » GPM: 15
- » Water Inlet: 1 1/2"

36" Bowl  
OPT-36FW360  
OPT-36FW360E12V

- » Size: 36"
- » Height: 13.5"
- » Base: 20"
- » Burner: 8"
- » BTU: 45K
- » Sugg. Glass: 35 lbs.
- » GPM: 15
- » Water Inlet: 1 1/2"

### Bullet Burner Upgrades

Unit	Stainless Steel Bullet Burner
30" Cazo	OPT-BRDSS6
36" Cazo	OPT-BRDSS8

### Optional Accessories

Unit	Canvas Cover
30" Cazo	OPT-BCVR-30R-14H
36" Cazo	OPT-BCVR-36R-14H



30" Cazo Fire & Water Bowl, 4-Way Spill - OPT-4W30





# Cazo Fire & Water Bowl - GFRC Concrete

Includes: Bowl, Copper Scupper (3/4" Inlet) Fire Pan, Burner, Whistle Free Hose, Gas Orifice, Mounting Bracket, Lava Rock. (3" Opening)



24" BLACK

<b>24" Bowl</b> OPT-24RWF OPT-24RWFWE12V	<b>31" Bowl</b> OPT-31RWF OPT-31RWFWE12V	<b>36" Bowl</b> OPT-36RWF OPT-36RWFWE12V	<b>48" Bowl</b> OPT-48RWF OPT-48RWFWE12V
» Size: 24"	» Size: 31"	» Size: 36"	» Size: 48"
» Height: 9"	» Height: 10"	» Height: 12"	» Height: 16"
» Base: 9"	» Base: 10"	» Base: 14"	» Base: 20"
» Burner: 8"	» Burner: 12"	» Burner: 12"	» Burner: 18"
» BTU: 45K	» BTU: 65K	» BTU: 65K	» BTU: 160K
» Sugg. Glass: 40 lbs.	» Sugg. Glass: 55lbs.	» Sugg. Glass: 95 lbs.	» Sugg. Glass: 200 lbs.
» GPM: 7-10.	» GPM: 7-10.	» GPM: 7-10.	» GPM: 7-10.

### Bullet Burner Upgrades

Unit	Stainless Steel Bullet Burner
24" Cazo	OPT-BRDSS8
31" & 36" Cazo	OPT-BRDSS12
48" Cazo	OPT-BRDSS18

### Optional Accessories

Unit	Canvas Cover	Unit	Canvas Cover
24" Cazo	OPT-BCVR-24R-9H	36" Cazo	OPT-BCVR-36R-12H
31" Cazo	OPT-BCVR-31R-10H	48" Cazo	OPT-CVR-48R-16H

# Cazo Fire & Water Bowl - Wood Grain Concrete

Includes: Bowl, Copper Scupper (3/4" Inlet) Fire Pan, Burner, Whistle Free Hose, Gas Orifice, Mounting Bracket, Lava Rock. (3" Opening)

**24" Bowl**  
OPT-24RWGFW  
OPT-24RWGFWWE12V

- » Size: 24"
- » Height: 8"
- » Base: 12"
- » Burner: 8"
- » BTU: 45K
- » Sugg. Glass: 20 lbs.
- » Scupper: 8"
- » GPM: 7-10

**32" Bowl**  
OPT-32RWGFW  
OPT-32RWGFWWE12V

- » Size: 32"
- » Height: 10"
- » Base: 12"
- » Burner: 8"
- » BTU: 45K
- » Sugg. Glass: 20 lbs.
- » Scupper: 8"
- » GPM: 7-10




32" EBONY

### Bullet Burner Upgrades

Unit	Stainless Steel Bullet Burner
24" Cazo	OPT-BRDSS8
32" Cazo	OPT-BRDSS8


### Optional Accessories

Unit	Canvas Cover
24" Cazo	OPT-BCVR-24R-8H
32" Cazo	OPT-BCVR-32R-10H



**All Water Bowls Include The Easy Flow Fitting**

All Water Bowls come with easy-flow water fitting that accommodates a 1 1/2" water line



**Key Valve Upgrade**  
OPT-KVI

Installed Onto Bowl: Key Valve, Installation Bracket, & Gas Hoses





24" BROWN

## Cazo Planter & Water Bowl - GFRC Concrete

Includes: Bowl, Copper Scupper (3/4" Inlet) (3" Opening)  
(Soil and plants not included)

<b>24" Bowl</b> OPT-24RPW	<b>31" Bowl</b> OPT-31RPW	<b>36" Bowl</b> OPT-36RPW	<b>48" Bowl</b> OPT-48RPW
» Size: 24" » Height: 9" » Base: 9" » Scupper: 8" » Soil Usage: 1.25 ft <sup>3</sup> » GPM: 7-10	» Size: 31" » Height: 10" » Base: 10" » Scupper: 8" » Soil Usage: 2 ft <sup>3</sup> » GPM: 7-10	» Size: 36" » Height: 12" » Base: 14" » Scupper: 8" » Soil Usage: 3.75 ft <sup>3</sup> » GPM: 7-10	» Size: 48" » Height: 16" » Base: 20" » Scupper: 8" » Soil Usage: 8.75 ft <sup>3</sup> » GPM: 7-10.



24" IVORY

## Cazo Planter & Water Bowl - GFRC Wood Grain

Includes: Bowl, Copper Scupper (3/4" Inlet) (3" Opening)  
(Soil and plants not included)

<b>24" Bowl</b> OPT-24RWGPW	<b>32" Bowl</b> OPT-32RWGPW
» Size: 24" » Height: 8" » Base: 12" » Soil Usage: 1.25 ft <sup>3</sup> » Scupper: 8" » GPM: 7-10	» Size: 32" » Height: 10" » Base: 12" » Soil Usage: 2.25 ft <sup>3</sup> » Scupper: 8" » GPM: 7-10



24" COPPER

## Cazo Planter & Water Bowl - Hammered Patina Copper

Includes: Bowl, Copper Scupper (3/4" Inlet) (3" Opening)  
(Soil and plants not included)

<b>24" Bowl</b> OPT-R24CPW	<b>30" Bowl</b> OPT-R30CPW	<b>36" Bowl</b> OPT-R36CPW
» Size: 24" » Height: 10" » Base: 10" » Soil Usage: 1.5 ft <sup>3</sup> » Scupper: 8" » GPM: 7-10	» Size: 30" » Height: 12" » Base: 15" » Soil Usage: 3 ft <sup>3</sup> » Scupper: 8" » GPM: 7-10	» Size: 36" » Height: 12" » Base: 15" » Soil Usage: 3.75 ft <sup>3</sup> » Scupper: 10" » GPM: 10



24" WHITE

## Cazo Planter & Water Bowl - Metal Powder Coat

Includes: Bowl, Copper Scupper (3/4" Inlet)  
(Soil and plants not included)

<b>24" Bowl</b> OPT-R24PCPW	<b>30" Bowl</b> OPT-R30PCPW	<b>36" Bowl</b> OPT-R36PCPW
» Size: 24" » Height: 10" » Base: 10" » Soil Usage: 1.5 ft <sup>3</sup> » Scupper: 8" » GPM: 7-10	» Size: 30" » Height: 12" » Base: 16" » Soil Usage: 3 ft <sup>3</sup> » Scupper: 8" » GPM: 7-10	» Size: 36" » Height: 12" » Base: 20" » Soil Usage: 3.75 ft <sup>3</sup> » Scupper: 10" » GPM: 10



24" ASH

## Cazo Planter Bowl - GFRC Concrete

Includes: Bowl Only (Soil and plants not included.) (3" Opening)

24" Bowl OPT-24RP	31" Bowl OPT-31RP	36" Bowl OPT-36RP	48" Bowl OPT-48RP
» Size: 24"	» Size: 31"	» Size: 36"	» Size: 48"
» Height: 9"	» Height: 10"	» Height: 12"	» Height: 16"
» Base: 9"	» Base: 10"	» Base: 14"	» Base: 20"
» Soil Usage: 1 ft <sup>3</sup>	» Soil Usage: 2 ft <sup>3</sup>	» Soil Usage: 3.5 ft <sup>3</sup>	» Soil Usage: 8.75 ft <sup>3</sup>



32" EBONY

## Cazo Planter Bowl - GFRC Wood Grain

Includes: Bowl Only  
(Soil and plants not included.) (3" Opening)

24" Bowl OPT-24RWGPO	32" Bowl OPT-32RWGPO
» Size: 24"	» Size: 32"
» Height: 8"	» Height: 11"
» Base: 12"	» Base: 12"
» Soil Usage: 3.5 ft <sup>3</sup>	» Soil Usage: 2.5 ft <sup>3</sup>



30" COPPER

## Cazo Planter Bowl - Hammered Patina Copper

Includes: Bowl Only  
(Soil and plants not included.) (3" Opening)

24" Bowl OPT-R24CPO	30" Bowl OPT-R30CPO	36" Bowl OPT-R36CPO
» Size: 24"	» Size: 30"	» Size: 36"
» Height: 10"	» Height: 12"	» Height: 12"
» Base: 10"	» Base: 15"	» Base: 15"
» Soil Usage: 1.25 ft <sup>3</sup>	» Soil Usage: 3 ft <sup>3</sup>	» Soil Usage: 3.75 ft <sup>3</sup>



30" GRAY

## Cazo Planter Bowl - Metal Powder Coat

Includes: Bowl Only  
(Soil and plants not included.)

24" Bowl OPT-R24PCPO	30" Bowl OPT-R30PCPO	36" Bowl OPT-R36PCPO
» Size: 24"	» Size: 30"	» Size: 36"
» Height: 10"	» Height: 12"	» Height: 12"
» Base: 10"	» Base: 16"	» Base: 20"
» Soil Usage: 1.5 ft <sup>3</sup>	» Soil Usage: 3 ft <sup>3</sup>	» Soil Usage: 4.5 ft <sup>3</sup>



## Cazo Water Bowl - GFRC Concrete

Includes: Bowl, Copper Spillway, & Smooth Flow Water Fitting (1 1/2" Inlet)



24" NATURAL GRAY

<b>24" Bowl</b> OPT-24RWO	<b>31" Bowl</b> OPT-31RWO	<b>36" Bowl</b> OPT-36RWO	<b>48" Bowl</b> OPT-48RWO
» Size: 24"	» Size: 31"	» Size: 36"	» Size: 48"
» Height: 9"	» Height: 10"	» Height: 12"	» Height: 16"
» Base: 9"	» Base: 10"	» Base: 14"	» Base: 20"
» Scupper: 8"	» Scupper: 8"	» Scupper: 8"	» Scupper: 8"
» GPM: 7-10	» GPM: 7-10	» GPM: 7-10	» GPM: 7-10

### Optional Accessories

Unit	Canvas Cover
24" Cazo	OPT-BCVR-24R-9H
31" Cazo	OPT-BCVR-31R-10H
36" Cazo	OPT-BCVR-36R-12H
48" Cazo	OPT-BCVR-48R-16H

## Cazo Water Bowl - GFRC Wood Grain

Includes: Bowl, Copper Spillway, & Smooth Flow Water Fitting (1 1/2" Inlet)



32" IVORY

<b>24" Bowl</b> OPT-24RWGWO	<b>32" Bowl</b> OPT-32RWGWO
» Size: 24"	» Size: 32"
» Height: 8"	» Height: 10"
» Base: 12"	» Base: 12"
» Scupper: 8"	» Scupper: 8"
» GPM: 7-10	» GPM: 7-10

### Optional Accessories

Unit	Canvas Cover
24" Cazo	OPT-BCVR-24R-10H
31" Cazo	OPT-BCVR-32R-12H
36" Cazo	OPT-BCVR-36R-12H

## Cazo Water Bowl - Hammered Patina Copper

Includes: Bowl, Copper Spillway (1 1/2" Water Inlet)



24" COPPER

<b>24" Bowl</b> OPT-R24CPWO	<b>30" Bowl</b> OPT-R30CPWO	<b>36" Bowl</b> OPT-R36CPWO
» Size: 24"	» Size: 30"	» Size: 36"
» Height: 10"	» Height: 12"	» Height: 12"
» Base: 10"	» Base: 15"	» Base: 15"
» Scupper: 8"	» Scupper: 8"	» Scupper: 12"
» GPM: 7-10	» GPM: 7-10	» GPM: 10

### Optional Accessories

Unit	Canvas Cover
24" Cazo	OPT-BCVR-24R-10H
31" Cazo	OPT-BCVR-32R-12H
36" Cazo	OPT-BCVR-36R-12H

## Cazo Water Bowl - Metal Powder Coat

Includes: Bowl, Powder Coated Spillway, (1 1/2" Water Inlet)



24" SILVER VEIN

<b>24" Bowl</b> OPT-R24PCWO	<b>30" Bowl</b> OPT-R30PCWO	<b>36" Bowl</b> OPT-R36PCWO
» Size: 24"	» Size: 30"	» Size: 36"
» Height: 10"	» Height: 12"	» Height: 12"
» Base: 10"	» Base: 16"	» Base: 20"
» Scupper: 8"	» Scupper: 8"	» Scupper: 10"
» GPM: 7-10	» GPM: 7-10	» GPM: 7-10

### Optional Accessories

Unit	Canvas Cover
24" Cazo	OPT-BCVR-24R-10H
31" Cazo	OPT-BCVR-32R-12H
36" Cazo	OPT-BCVR-36R-12H



All Water Bowls Include  
The Easy Flow Fitting

All Water Bowls come with easy-flow water fitting that accommodates a 1 1/2" water line





# THE OUTDOOR PLUS

USA MANUFACTURER OF FIRE & WATER PRODUCTS



Bowls & Fire Pit Collections  

---

MAYA



## Maya Fire Bowl - GFRC Concrete

Includes: Bowl, Fire Pan, Burner, Whistle Free Hose, Gas Orifice, Mounting Bracket, Lava Rock. (3" Opening)



30" BROWN

**24" Bowl**  
OPT-24SFO  
OPT-24SFOE12V

- » Size: 24"
- » Height: 10 ¾"
- » Base: 13"
- » Burner: 8"
- » BTU: 45K
- » Sugg. Glass: 50 lbs.

**30" Bowl**  
OPT-30SFO  
OPT-30SFOE12V

- » Size: 30"
- » Height: 10 ¼"
- » Base: 13"
- » Burner: 8"
- » BTU: 45K
- » Sugg. Glass: 50 lbs.

**36" Bowl**  
OPT-36SFO  
OPT-36SFOE12V

- » Size: 36"
- » Height: 12"
- » Base: 20"
- » Burner: 12"
- » BTU: 65K
- » Sugg. Glass: 50 lbs.

### Optional Accessories

Unit	Canvas Cover
24" Maya	OPT-BCVR-2424-10H
30" Maya	OPT-BCVR-3030-10H
36" Maya	OPT-BCVR-3636-12H

### Bullet Burner Upgrades

Unit	Stainless Steel Bullet Burner
24" & 30" Maya	OPT-BRDSS8
36" Maya	OPT-BRDSS12

## Maya Fire Bowl - Wood Grain Concrete

Includes: Bowl, Fire Pan, Burner, Whistle Free Hose, Gas Orifice, Mounting Bracket, Lava Rock. (3" Opening)



30" EBONY

**24" Bowl**  
OPT-24SWGFO  
OPT-24SWGFOE12V

- » Size: 24"
- » Height: 10.5"
- » Base: 13"
- » Burner: 8"
- » BTU: 45K
- » Sugg. Glass: 20 lbs.

**30" Bowl**  
OPT-30SWGFO  
OPT-30SWGFOE12V

- » Size: 30"
- » Height: 10.5"
- » Base: 13"
- » Burner: 8"
- » BTU: 45K
- » Sugg. Glass: 20 lbs.

### Bullet Burner Upgrades

Unit	Stainless Steel Bullet Burner
24" Maya	OPT-BRDSS8
30" Maya	OPT-BRDSS8

### Optional Accessories

Unit	Canvas Cover	Unit	Canvas Cover
24" Maya	OPT-BCVR-2424-10H	30" Maya	OPT-BCVR-3030-10H



### Key Valve Upgrade

OPT-KVI

Installed Onto Bowl: Key Valve, Installation Bracket, & Gas Hoses



### GFRC WOOD GRAIN COLOR OPTIONS

When ordering, specify the color by adding the color code to the end of the Part #.

**Example:** Coronado Fire Pit in Ivory = OPT-COR48-IVY

Metallic Finishes and Rustic Finishes are available at an extra charge

When ordering, specify the concrete color by adding the color code to the end of the Part #. Example: 27" Brown Sedona Water Bowl = OPT-27RWO-BRN

<b>Black</b> -BLK	<b>Ash</b> -ASH	<b>Natural Gray</b> -NGY	<b>Gray</b> -GRY	<b>White Limestone</b> -LIM	<b>Chocolate</b> -CHC	<b>Chestnut</b> -CST	<b>Brown</b> -BRN	<b>Vanilla</b> -VAN
<b>Rustic Gray</b> -RGR	<b>Moss Stone</b> -RMS	<b>Rustic White</b> -BWH	<b>Coffee</b> -RCF	<b>Slate</b> -MSL	<b>Silver</b> -MSV	<b>Pearl</b> -MPR	<b>Bronze</b> -MBR	<b>Copper</b> -MCP

## Maya Fire Bowl - Hammered Patina Copper

Includes: Bowl, Fire Pan, Burner, Whistle Free Hose, Gas Orifice, Mounting Bracket, Lava Rock.



24" COPPER

### 24" Bowl

OPT-103-SQ24  
OPT-103-SQ24E12V

Size: 24"  
Height: 10"  
Base: 12"  
Burner: 8"  
BTU: 45K  
Sugg. Glass: 45 lbs.

### 30" Bowl

OPT-103-SQ30  
OPT-103-SQ30E12V

Size: 30"  
Height: 10"  
Base: 15"  
Burner: 12"  
BTU: 65K  
Sugg. Glass: 60 lbs.

### 36" Bowl

OPT-103-SQ36  
OPT-103-SQ36E12V

Size: 36"  
Height: 12"  
Base: 18"  
Burner: 12"  
BTU: 65K  
Sugg. Glass: 90 lbs.

### Optional Accessories

Unit	Canvas Cover	Unit	Canvas Cover	Unit	Canvas Cover
24" Maya	OPT-BCVR-2424-10H	30" Maya	OPT-BCVR-3030-10H	36" Maya	OPT-BCVR-3636-12H

### Bullet Burner Upgrades

Unit	Stainless Steel Bullet Burner	Unit	Stainless Steel Bullet Burner
24" Maya	OPT-BRDSS8	30" & 36" Maya	OPT-BRDSS12

## Maya Fire Bowl - Metal Powder Coat

Includes: Bowl, Fire Pan, Burner, Whistle Free Hose, Gas Orifice, Mounting Bracket, Lava Rock.



24" WHITE

### 24" Bowl

OPT-24SQPCFO  
OPT-24SQPCFOE12V

» Size: 24"  
» Height: 10"  
» Base: 12"  
» Burner: 8"  
» BTU: 45K  
» Sugg. Glass: 45 lbs.

### 30" Bowl

OPT-30SQPCFO  
OPT-30SQPCFOE12V

» Size: 30"  
» Height: 10"  
» Base: 15"  
» Burner: 12"  
» BTU: 65K  
» Sugg. Glass: 60 lbs.

### 36" Bowl

OPT-36SQPCFO  
OPT-36SQPCFOE12V

» Size: 36"  
» Height: 12"  
» Base: 18"  
» Burner: 12"  
» BTU: 65K  
» Sugg. Glass: 90 lbs.

### Optional Accessories

Unit	Canvas Cover	Unit	Canvas Cover	Unit	Canvas Cover
24" Maya	OPT-BCVR-2424-10H	30" Maya	OPT-BCVR-3030-10H	36" Maya	OPT-BCVR-3636-12H

### Bullet Burner Upgrades

Unit	Stainless Steel Bullet Burner
24" Maya	OPT-BRDSS8
30" & 36" Maya	OPT-BRDSS12



Maya 30" Black Fire Bowl - Photo Courtesy of Watercrest Pools. N. Richland Hills, TX



# Maya Fire Bowl - Stainless Steel

Includes: Bowl, Fire Pan, Burner, Whistle Free Hose, Gas Orifice, Mounting Bracket, Lava Rock.

### 24" Bowl

OPT-24SQSSFO  
OPT-24SQSSFOE12V

- » Size: 24"
- » Height: 10"
- » Base: 12"
- » Burner: 8"
- » BTU: 45K
- » Sugg. Glass: 45 lbs.

### 30" Bowl

OPT-30SQSSFO  
OPT-30SQSSFOE12V

- » Size: 30"
- » Height: 10"
- » Base: 15"
- » Burner: 12"
- » BTU: 65K
- » Sugg. Glass: 60 lbs.

### 36" Bowl

OPT-36SQSSFO  
OPT-36SQSSFOE12V

- » Size: 36"
- » Height: 12"
- » Base: 18"
- » Burner: 12"
- » BTU: 65K
- » Sugg. Glass: 90 lbs.



### Optional Accessories

Unit	Canvas Cover	Unit	Canvas Cover	Unit	Canvas Cover
24" Maya	OPT-BCVR-2424-10H	30" Maya	OPT-BCVR-3030-10H	36" Maya	OPT-BCVR-3636-12H

### Bullet Burner Upgrades

Unit	Stainless Steel Bullet Burner
24" Maya	OPT-BRDSS8
30" & 36" Maya	OPT-BRDSS12



48" LIMESTONE

# Linear Maya Fire Bowl - GFRC

Includes: Bowl, Fire Pan, Burner, Whistle Free Hose, Gas Orifice, Lava Rock.

### 48" Bowl

OPT-4820MFO  
OPT-4820MFOE12V

- » Size: 48" x 20"
- » Height: 12"
- » Base: 38" x 10"
- » Burner: 30" Linear
- » BTU: 50K
- » Sugg. Glass: 60 lbs.

### 60" Bowl

OPT-6020MFO  
OPT-6020MFOE12V

- » Size: 60" x 20"
- » Height: 12"
- » Base: 50" x 10"
- » Burner: 42" Linear
- » BTU: 70K
- » Sugg. Glass: 95 lbs.

### 72" Bowl

OPT-7220MFO  
OPT-7220MFOE12V


- » Size: 72" x 20"
- » Height: 12"
- » Base: 62" x 10"
- » Burner: 54" Linear
- » BTU: 90K
- » Sugg. Glass: 110 lbs.

### Bullet Burner Upgrades

Unit	Stainless Steel Bullet Burner
48" Linear Maya	OPT-B30SST
60" Linear Maya	OPT-B42SST
72" Linear Maya	OPT-B54SST

### Optional Accessories

Unit	20" Width Canvas Cover	30" Width Canvas Cover
48" Linear Maya	OPT-CVR-4820-12H	OPT-CVR-4830-12H
60" Linear Maya	OPT-CVR-6020-12H	OPT-CVR-6030-12H
72" Linear Maya	OPT-CVR-7220-12H	OPT-CVR-7230-12H



**All Water Bowls Include The Easy Flow Fitting**

All Water Bowls come with easy-flow water fitting that accommodates a 1 1/2" water line



**Key Valve Upgrade**  
OPT-KVI

Installed Onto Bowl: Key Valve, Installation Bracket, & Gas Hoses

Metallic Finishes and Rustic Finishes are available at an extra charge

When ordering, specify the concrete color by adding the color code to the end of the Part #. Example: 27" Brown Sedona Water Bowl = OPT-27RWO-BRN

<b>Black</b> -BLK	<b>Ash</b> -ASH	<b>Natural Gray</b> -NGY	<b>Gray</b> -GRY	<b>White Limestone</b> -LIM	<b>Chocolate</b> -CHC	<b>Chestnut</b> -CST	<b>Brown</b> -BRN	<b>Vanilla</b> -VAN
<b>Rustic Gray</b> -RGR	<b>Moss Stone</b> -RMS	<b>Rustic White</b> -RWH	<b>Coffee</b> -RCF	<b>Slate</b> -MSL	<b>Silver</b> -MSV	<b>Pearl</b> -MPR	<b>Bronze</b> -MBR	<b>Copper</b> -MCP

# Linear Maya Fire Bowl - Metal Collection

Includes: Bowl, Fire Pan, Burner, Whistle Free Hose, Gas Orifice, Mounting Bracket, Lava Rock.



**Note: Also Available in Hammered Copper, Stainless Steel & Powder Coat**

**48" x 20" Bowl**  
OPT-4820MCFO  
OPT-4820MCFOE12V

- » Size: 48" x 20"
- » Height: 12"
- » Base: 38" x 10"
- » Burner: 30" Linear
- » BTU: 50K
- » Sugg. Glass: 70lbs.

**60" x 20" Bowl**  
OPT-6020MCFO  
OPT-6020MCFOE12V

- » Size: 60" x 20"
- » Height: 12"
- » Base: 50" x 10"
- » Burner: 42" Linear
- » BTU: 70K
- » Sugg. Glass: 95 lbs.

**72" x 20" Bowl**  
OPT-7220MCFO  
OPT-7220MCFOE12V

- » Size: 72" x 20"
- » Height: 12"
- » Base: 62" x 10"
- » Burner: 54" Linear
- » BTU: 90K
- » Sugg. Glass: 110 lbs.

**48" x 30" Bowl**  
OPT-4830MCFO  
OPT-4830MCFOE12V

- » Size: 48" x 30"
- » Height: 12"
- » Base: 38" x 20"
- » Burner: 30" Linear
- » BTU: 50K
- » Sugg. Glass: 70lbs.

**60" x 30" Bowl**  
OPT-6030MCFO  
OPT-6030MCFOE12V

- » Size: 60" x 30"
- » Height: 12"
- » Base: 50" x 20"
- » Burner: 42" Linear
- » BTU: 70K
- » Sugg. Glass: 95 lbs.

**72" x 30" Bowl**  
OPT-7230MCFO  
OPT-7230MCFOE12V

- » Size: 72" x 30"
- » Height: 12"
- » Base: 62" x 20"
- » Burner: 54" Linear
- » BTU: 90K
- » Sugg. Glass: 110 lbs.

### Bullet Burner Upgrades

Unit	Stainless Steel Bullet Burner	Unit	Stainless Steel Bullet Burner
48" Linear Maya	OPT-B30SST	72" Linear Maya	OPT-B54SST
60" Linear Maya	OPT-B42SST		

### Optional Accessories

Unit	20" Width Canvas Cover	30" Width Canvas Cover
48" Linear Maya	OPT-CVR-4820-12H	OPT-CVR-4830-12H
60" Linear Maya	OPT-CVR-6020-12H	OPT-CVR-6030-12H
72" Linear Maya	OPT-CVR-7220-12H	OPT-CVR-7230-12H

# Linear Maya Fire Bowl - Stainless Steel

Includes: Bowl, Fire Pan, Burner, Whistle Free Hose, Gas Orifice, Mounting Bracket, Lava Rock.



**Note: Also Available in Powder Coat!**

### 48" x 20" Bowl

Stainless Steel  
OPT-4820MSSFO  
OPT-4820MSSFOE12V  
Electronic Ignition

Match Lit  
Low Voltage

Powder Coat  
OPT-4820MPCFO  
OPT-4820MPCFOE12V  
Electronic Ignition

Match Lit  
Low Voltage

- » Size: 48" x 20"
- » Height: 12"
- » Base: 38" x 10"
- » Burner: 30" Linear
- » BTU: 50K
- » Sugg. Glass: 70lbs.

### 60" x 20" Bowl

Stainless Steel  
OPT-6020MSSFO  
OPT-6020MSSFOE12V  
Electronic Ignition

Match Lit  
Low Voltage

Powder Coat  
OPT-6020MPCFO  
OPT-6020MPCFOE12V  
Electronic Ignition

Match Lit  
Low Voltage

- » Size: 60" x 20"
- » Height: 12"
- » Base: 50" x 10"
- » Burner: 42" Linear
- » BTU: 70K
- » Sugg. Glass: 95 lbs.

### 72" x 20" Bowl

Stainless Steel  
OPT-7220MSSFO  
OPT-7220MSSFOE12V  
Electronic Ignition

Match Lit  
Low Voltage

Powder Coat  
OPT-7220MPCFO  
OPT-7220MPCFOE12V  
Electronic Ignition

Match Lit  
Low Voltage

- » Size: 72" x 20"
- » Height: 12"
- » Base: 62" x 10"
- » Burner: 54" Linear
- » BTU: 90K
- » Sugg. Glass: 110 lbs.

### Bullet Burner Upgrades

Unit	Stainless Steel Bullet Burner
48" Linear Maya	OPT-B30SST
60" Linear Maya	OPT-B42SST
72" Linear Maya	OPT-B54SST

### Optional Accessories

Unit	20" Width Canvas Cover	30" Width Canvas Cover
48" Linear Maya	OPT-CVR-4820-12H	OPT-CVR-4830-12H
60" Linear Maya	OPT-CVR-6020-12H	OPT-CVR-6030-12H
72" Linear Maya	OPT-CVR-7220-12H	OPT-CVR-7230-12H

### 48" x 30" Bowl

Stainless Steel  
OPT-4830MSSFO  
OPT-4830MSSFOE12V  
Electronic Ignition

Match Lit  
Low Voltage

Powder Coat  
OPT-4830MPCFO  
OPT-4830MPCFOE12V  
Electronic Ignition

Match Lit  
Low Voltage

- » Size: 48" x 30"
- » Height: 12"
- » Base: 38" x 20"
- » Burner: 30" Linear
- » BTU: 50K
- » Sugg. Glass: 70lbs.

### 60" x 30" Bowl

Stainless Steel  
OPT-6030MSSFO  
OPT-6030MSSFOE12V  
Electronic Ignition

Match Lit  
Low Voltage

Powder Coat  
OPT-6030MPCFO  
OPT-6030MPCFOE12V  
Electronic Ignition

Match Lit  
Low Voltage

- » Size: 60" x 30"
- » Height: 12"
- » Base: 50" x 20"
- » Burner: 42" Linear
- » BTU: 70K
- » Sugg. Glass: 95 lbs.

### 72" x 30" Bowl

Stainless Steel  
OPT-7230MSSFO  
OPT-7230MSSFOE12V  
Electronic Ignition

Match Lit  
Low Voltage

Powder Coat  
OPT-7230MPCFO  
OPT-7230MPCFOE12V  
Electronic Ignition

Match Lit  
Low Voltage

- » Size: 72" x 30"
- » Height: 12"
- » Base: 62" x 20"
- » Burner: 54" Linear
- » BTU: 90K
- » Sugg. Glass: 110 lbs.



## Maya Fire & Water Bowl - GFRC Concrete

Includes: Bowl, Copper Scupper (3/4" Inlet) Fire Pan, Burner, Whistle Free Hose, Gas Orifice, Mounting Bracket, Lava Rock. (3" Opening)



30" NATURAL GRAY

**24" Bowl**  
OPT-24SFW  
OPT-24SFWWE12V

- » Size: 24"
- » Height: 10 3/4"
- » Base: 13"
- » Burner: 8"
- » BTU: 45K
- » Sugg. Glass: 50 lbs.
- » Scupper: 8"
- » GPM: 7-10

**30" Bowl**  
OPT-30SFW  
OPT-30SFWWE12V

- » Size: 30"
- » Height: 10 1/4"
- » Base: 13"
- » Burner: 8"
- » BTU: 45K
- » Sugg. Glass: 50 lbs.
- » Scupper: 8"
- » GPM: 7-10

**36" Bowl**  
OPT-36SFW  
OPT-36SFWWE12V

- » Size: 36"
- » Height: 12"
- » Base: 20"
- » Burner: 12"
- » BTU: 65K
- » Sugg. Glass: 50 lbs.
- » Scupper: 10"
- » GPM: 7-10

### Bullet Burner Upgrades

Unit	Stainless Steel Bullet Burner
24" & 30" Maya	OPT-BRDSS8
36" Maya	OPT-BRDSS12

### Optional Accessories

Unit	Canvas Cover
24" Maya	OPT-BCVR-2424-10H
30" Maya	OPT-BCVR-3030-10H
36" Maya	OPT-BCVR-3636-12H

## Maya Fire & Water Bowl - Wood Grain Concrete

Includes: Bowl, Copper Scupper (3/4" Inlet) Fire Pan, Burner, Whistle Free Hose, Gas Orifice, Mounting Bracket, Lava Rock. (3" Opening)

**24" Bowl**  
OPT-24SWGFW  
OPT-24SWGFWWE12V

- » Size: 24"
- » Height: 10.5"
- » Base: 13"
- » Burner: 8"
- » BTU: 45K
- » Sugg. Glass: 20 lbs.
- » Scupper: 8"
- » GPM: 7-10

**30" Bowl**  
OPT-30SWGFW  
OPT-30SWGFWWE12V

- » Size: 30"
- » Height: 10.5"
- » Base: 13"
- » Burner: 8"
- » BTU: 45K
- » Sugg. Glass: 20 lbs.
- » Scupper: 8"
- » GPM: 7-10



30" IVORY

### Optional Accessories

Unit	Canvas Cover
24" Maya	OPT-BCVR-2424-10H
30" Maya	OPT-BCVR-3030-10H

### Bullet Burner Upgrades

Unit	Stainless Steel Bullet Burner
24" Maya	OPT-BRDSS8
30" Maya	OPT-BRDSS8



### All Water Bowls Include The Easy Flow Fitting

All Water Bowls come with easy-flow water fitting that accommodates a 1 1/2" water line



### Key Valve Upgrade

OPT-KVI

Installed Onto Bowl: Key Valve, Installation Bracket, & Gas Hoses

Metallic Finishes and Rustic Finishes are available at an extra charge

When ordering, specify the concrete color by adding the color code to the end of the Part #. Example: 27" Brown Sedona Water Bowl = OPT-27RWO-BRN

<b>Black</b> -BLK	<b>Ash</b> -ASH	<b>Natural Gray</b> -NGY	<b>Gray</b> -GRY	<b>White Limestone</b> -LIM	<b>Chocolate</b> -CHC	<b>Chestnut</b> -CST	<b>Brown</b> -BRN	<b>Vanilla</b> -VAN
<b>Rustic Gray</b> -RGR	<b>Moss Stone</b> -RMS	<b>Rustic White</b> -RWH	<b>Coffee</b> -RCF	<b>Slate</b> -MSL	<b>Silver</b> -MSV	<b>Pearl</b> -MPR	<b>Bronze</b> -MBR	<b>Copper</b> -MCP



24" COPPER

## Maya Fire & Water Bowl Hammered Patina Copper

Includes: Bowl, Copper Scupper (3/4" Inlet) Fire Pan, Burner, Whistle Free Hose, Gas Orifice, Mounting Bracket, Lava Rock.

<b>24" Bowl</b> OPT-24SCFW OPT-24SCFWE12V	<b>30" Bowl</b> OPT-30SCFW OPT-30SCFWE12V	<b>36" Bowl</b> OPT-36SCFW OPT-36SCFWE12V
» Size: 24" » Height: 10" » Base: 12" » Burner: 8" » BTU: 45K » Sugg. Glass: 45 lbs. » Scupper: 8" GPM: 7-10	» Size: 30" » Height: 10" » Base: 15" » Burner: 12" » BTU: 65K » Sugg. Glass: 60 lbs. » Scupper: 8" GPM: 7-10	» Size: 36" » Height: 12" » Base: 18" » Burner: 12" » BTU: 65K » Sugg. Glass: 90 lbs. » Scupper: 10" GPM: 7-10

### Bullet Burner Upgrades

Unit	Stainless Steel Bullet Burner
24" Maya	OPT-BRDSS8
30" & 36" Maya	OPT-BRDSS12

### Optional Accessories

Unit	Canvas Cover
24" Maya	OPT-BCVR-2424-10H
30" Maya	OPT-BCVR-3030-10H
36" Maya	OPT-BCVR-3636-12H



24" COPPER VEIN

## Maya Fire & Water Bowl - Metal Powder Coat

Includes: Bowl, Copper Scupper (3/4" Inlet) Fire Pan, Burner, Whistle Free Hose, Gas Orifice, Mounting Bracket, Lava Rock.


<b>24" Bowl</b> OPT-24SQPCFW OPT-24SQPCFWE12V	<b>30" Bowl</b> OPT-30SQPCFW OPT-30SQPCFWE12V	<b>36" Bowl</b> OPT-36SQPCFW OPT-36SQPCFWE12V
» Size: 24" » Height: 10" » Base: 12" » Burner: 8" » BTU: 45K » Sugg. Glass: 45 lbs. » Scupper: 8" » GPM: 7-10	» Size: 30" » Height: 10" » Base: 15" » Burner: 12" » BTU: 65K » Sugg. Glass: 60 lbs. » Scupper: 8" » GPM: 7-10	» Size: 36" » Height: 12" » Base: 18" » Burner: 12" » BTU: 65K » Sugg. Glass: 90 lbs. » Scupper: 10" » GPM: 7-10

### Bullet Burner Upgrades

Unit	Stainless Steel Bullet Burner
24" Maya	OPT-BRDSS8
30" & 36" Maya	OPT-BRDSS12

### Optional Accessories

Unit	Canvas Cover
24" Maya	OPT-BCVR-2424-10H
30" Maya	OPT-BCVR-3030-10H
36" Maya	OPT-BCVR-3636-12H



**All Water Bowls Include The Easy Flow Fitting**

All Water Bowls come with easy-flow water fitting that accommodates a 1 1/2" water line

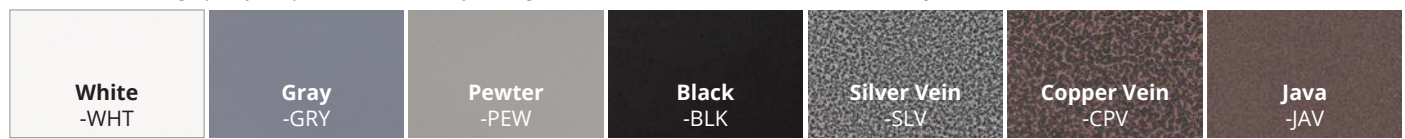


**Key Valve Upgrade**  
OPT-KVI

Installed Onto Bowl: Key Valve, Installation Bracket, & Gas Hoses

### POWDER COAT COLOR OPTIONS

When ordering, specify the powder coat color by adding the color code to the end of the Part #. **Example:** White Coronado Fire Pit = OPT-CORPC48-WHT





## Maya Fire & Water Bowl - Stainless Steel

Includes: Bowl, Copper Scupper (¾" Inlet) Fire Pan, Burner, Whistle Free Hose, Gas Orifice, Mounting Bracket, Lava Rock. (3" Opening)

### 24" Bowl

OPT-24SQSSFW  
OPT-24SQSSFWFMSML  
OPT-24SQSSFWE12V

- » Size: 24"
- » Height: 10 ¾"
- » Base: 13"
- » Burner: 8"
- » BTU: 45K
- » Sugg. Glass: 50 lbs.
- » Scupper: 8"
- » GPM: 7-10

### 30" Bowl

OPT-30SQSSFW  
OPT-30SQSSFWFMSML  
OPT-30SQSSFWE12V

- » Size: 30"
- » Height: 10 ¾"
- » Base: 13"
- » Burner: 8"
- » BTU: 45K
- » Sugg. Glass: 50 lbs.
- » Scupper: 8"
- » GPM: 7-10

### 36" Bowl

OPT-36SQSSFW  
OPT-36SQSSFWFMSML  
OPT-36SQSSFWE12V

- » Size: 36"
- » Height: 12"
- » Base: 20"
- » Burner: 12"
- » BTU: 65K
- » Sugg. Glass: 50 lbs.
- » Scupper: 10"
- » GPM: 7-10



### Bullet Burner Upgrades

Unit	Stainless Steel Bullet Burner
24" & 30" Maya	OPT-BRDSS8
36" Maya	OPT-BRDSS12

### Optional Accessories

Unit	Canvas Cover
24" Maya	OPT-BCVR-2424-10H
30" Maya	OPT-BCVR-3030-10H
36" Maya	OPT-BCVR-3636-12H



30" BROWN

## Maya Fire & Wide Spill Water Bowl GFRC Concrete

Includes: Bowl, Copper Scupper (¾" Inlet) Fire Pan, Burner, Whistle Free Hose, Gas Orifice, Mounting Bracket, Lava Rock. (3" Opening)

### 24" Bowl

OPT-24SFWWS  
OPT-24SFWWSE12V

- » Size: 24"
- » Height: 10 ¾"
- » Base: 13"
- » Burner: 8"
- » BTU: 45K
- » Sugg. Glass: 50 lbs.
- » Scupper: 12"
- » GPM: 15

### 30" Bowl

OPT-30SFWWS  
OPT-30SFWWSE12V

- » Size: 30"
- » Height: 10 ¾"
- » Base: 13"
- » Burner: 8"
- » BTU: 45K
- » Sugg. Glass: 50 lbs.
- » Scupper: 16"
- » GPM: 15

### 36" Bowl

OPT-36SFWWS  
OPT-36SFWWSE12V

- » Size: 36"
- » Height: 12"
- » Base: 20"
- » Burner: 12"
- » BTU: 65K
- » Sugg. Glass: 50 lbs.
- » Scupper: 20"
- » GPM: 15

### Bullet Burner Upgrades

Unit	Stainless Steel Bullet Burner
24" & 30" Maya	OPT-BRDSS8
36" Maya	OPT-BRDSS12

### Optional Accessories

Unit	Canvas Cover
24" Maya	OPT-BCVR-2424-10H
30" Maya	OPT-BCVR-3030-10H
36" Maya	OPT-BCVR-3636-12H

## Maya Fire & Wide Spill Water Bowl - Wood Grain Concrete

Includes: Bowl, Copper Scupper (¾" Inlet) Fire Pan, Burner, Whistle Free Hose, Gas Orifice, Mounting Bracket, Lava Rock. (3" Opening)

### 24" Bowl

OPT-24SWGFWWS  
OPT-24SWGFWWSE12V

- » Size: 24"
- » Height: 10.5"
- » Base: 13"
- » Burner: 8"
- » BTU: 45K
- » Sugg. Glass: 20 lbs.
- » Scupper: 12"
- » GPM: 15

### 30" Bowl

OPT-30SWGFWWS  
OPT-30SWGFWWSE12V

- » Size: 30"
- » Height: 10.5"
- » Base: 13"
- » Burner: 8"
- » BTU: 45K
- » Sugg. Glass: 20 lbs.
- » Scupper: 16"
- » GPM: 15



24" IVORY

### Bullet Burner Upgrades

Unit	Stainless Steel Bullet Burner
24" Maya	OPT-BRDSS8
30" Maya	OPT-BRDSS8

### Optional Accessories

Unit	Canvas Cover
24" Maya	OPT-BCVR-2424-10H
30" Maya	OPT-BCVR-3030-10H

## Maya Copper Fire & Water Bowl - Gravity Spill

Includes: Bowl, Fire Pan, Burner, Whistle Free Hose, Gas Orifice, Mounting Bracket, Lava Rock. (1 ½" Water Inlet)



24" COPPER

### 24" Bowl

Copper  
OPT-SQ24FANDW Match Lit  
OPT-SQ24FANDWE12V Low Voltage  
Electronic Ignition

Stainless Steel  
OPT-SQSS24FANDW Match Lit  
OPT-SQSS24FANDWE12V Low  
Voltage Electronic Ignition

Powder Coat  
OPT-SQPC24FANDW Match Lit  
OPT-SQPC24FANDWE12V Low  
Voltage Electronic Ignition

- » Size: 24"
- » Height: 10"
- » Base: 12"
- » Burner: 8"
- » BTU: 45K
- » Sugg. Glass: 45 lbs.
- » Scupper: 8"
- » GPM: 7-10

### 30" Bowl

Copper  
OPT-SQ30FANDW Match Lit  
OPT-SQ30FANDWE12V Low Voltage  
Electronic Ignition

Stainless Steel  
OPT-SQSS30FANDW Match Lit  
OPT-SQSS30FANDWE12V Low  
Voltage Electronic Ignition

Powder Coat  
OPT-SQPC30FANDW Match  
Lit  
OPT-SQPC30FANDWE12V Low  
Voltage Electronic Ignition

- » Size: 30"
- » Height: 10"
- » Base: 15"
- » Burner: 8"
- » BTU: 45K
- » Sugg. Glass: 45 lbs.
- » Scupper: 8"
- » GPM: 7-10

### 36" Bowl

Copper  
OPT-SQ36FANDW Match Lit  
OPT-SQ36FANDWE12V Low Voltage  
Electronic Ignition

Stainless Steel  
OPT-SQPC36FANDW Match Lit  
OPT-SQSS36FANDWE12V Low  
Voltage Electronic Ignition

Powder Coat  
OPT-SQPC24FANDW Match  
Lit  
OPT-SQPC36FANDWE12V Low  
Voltage Electronic Ignition

- » Size: 36"
- » Height: 12"
- » Base: 18"
- » Burner: 12"
- » BTU: 65K
- » Sugg. Glass: 60 lbs.
- » Scupper: 10"
- » GPM: 7-10

**Note: Also Available in Stainless Steel & Powder Coat!**

### Bullet Burner Upgrades

Unit	Stainless Steel Bullet Burner
24 & 30" Maya	OPT-BRDSS8
36" Maya	OPT-BRDSS12

### Optional Accessories

Unit	Canvas Cover
30" Maya	OPT-BCVR-3030-10H
36" Maya	OPT-BCVR-3636-12H





30" COPPER

**Note: Also Available in Powder Coat!**

## Maya Copper Fire & Water Bowl - Wide Gravity Spill

Includes: Bowl, Fire Pan, Burner, Whistle Free Hose, Gas Orifice, Mounting Bracket, Lava Rock. (1 1/2" Water Inlet)

### 30" Bowl

Copper  
OPT-SQ30FWWS  
OPT-SQ30FWWSE12V

Powder Coat  
OPT-SQ30PCFWWS  
OPT-SQ30PCFWWSE12V

- » Size: 30"
- » Height: 10"
- » Base: 15"
- » Burner: 10"
- » BTU: 65K
- » Sugg. Glass: 45 lbs.
- » Scupper: 8"
- » GPM: 15

### 36" Bowl

Copper  
OPT-SQ36FWWS  
OPT-SQ36FWWSE12V

Powder Coat  
OPT-SQ36PCFWWS  
OPT-SQ36PCFWWSE12V

- » Size: 36"
- » Height: 12"
- » Base: 18"
- » Burner: 10"
- » BTU: 65K
- » Sugg. Glass: 60 lbs.
- » Scupper: 10"
- » GPM: 15

### Bullet Burner Upgrades

Unit	Stainless Steel Bullet Burner
30" Maya	OPT-BRDSS10
36" Maya	OPT-BRDSS10

### Optional Accessories

Unit	Canvas Cover
30" Maya	OPT-BCVR-3030-10H
36" Maya	OPT-BCVR-3636-12H



30" Maya Copper  
4-Way Fire & Water Bowl

## Maya Stainless Steel Fire & Water Bowl - Wide Gravity Spill

Includes: Bowl, Fire Pan, Burner, Whistle Free Hose, Gas Orifice, Mounting Bracket, Lava Rock. (1 1/2" Water Inlet)

### 30" Bowl

OPT-SQ30SSFVWS  
OPT-SQ30SSFVWSE12V

- » Size: 30"
- » Height: 10"
- » Base: 15"
- » Burner: 8"
- » BTU: 45K
- » Sugg. Glass: 45lbs.
- » Scupper: 24"
- » GPM: 15

### 36" Bowl

OPT-SQ36SSFVWS  
OPT-SQ36SSFVWSE12V

- » Size: 36"
- » Height: 12"
- » Base: 18"
- » Burner: 12"
- » BTU: 65K
- » Sugg. Glass: 60 lbs.
- » Scupper: 32"
- » GPM: 15



### Optional Accessories

Unit	Canvas Cover
30" Maya	OPT-BRDSS8
36" Maya	OPT-BRDSS12

### Bullet Burner Upgrades

Unit	Stainless Steel Bullet Burner
30" Maya	OPT-BCVR-3030-10H
36" Maya	OPT-BCVR-3636-12H

## Maya Copper 4-Way Fire & Water Bowl

Includes: Bowl, Fire Pan, Burner, Whistle Free Hose, Gas Orifice, Mounting Bracket, Lava Rock. (1 1/2" Water Inlet)

### 30" Bowl

Copper  
OPT-30FW4W  
OPT-30FW4WE12V

Stainless Steel  
OPT-30FW4WSS  
OPT-30FW4WSSE12V

Powder Coat  
OPT-30FW4WPC  
OPT-30FW4WPCE12V

- » Size: 30"
- » Height: 10"
- » Base: 15"
- » Burner: 8"
- » BTU: 45K
- » Sugg. Glass: 60 lbs.
- » Scupper: 8"
- » GPM: 15

### 36" Bowl

Copper  
OPT-36FW4W  
OPT-36FW4WE12V

Stainless Steel  
OPT-36FW4WSS  
OPT-36FW4WSSE12V

Powder Coat  
OPT-36FW4WPC  
OPT-36FW4WPCE12V

- » Size: 36"
- » Height: 12"
- » Base: 18"
- » Burner: 12"
- » BTU: 65K
- » Sugg. Glass: 90 lbs.
- » Scupper: 10"
- » GPM: 15



### Optional Accessories

Unit	Canvas Cover
30" Maya	OPT-BCVR-3030-10H
36" Maya	OPT-BCVR-3636-12H

### Bullet Burner Upgrades

Unit	Stainless Steel Bullet Burner
30" Maya	OPT-BRDSS8
36" Maya	OPT-BRDSS12

**Note: Also Available in Stainless Steel & Powder Coat!**





## Maya Fire & Water Bowl - Wave Scupper Metal Powder Coat

Includes: Bowl, Scupper (3/4" Inlet) Fire Pan, Burner, Whistle Free Hose, Gas Orifice, Mounting Bracket, Lava Rock.



24" COPPER VEIN

**24" Bowl**  
OPT-24SQPCFWV

- » Size: 24"
- » Height: 10"
- » Base: 12"
- » Burner: 8"
- » BTU: 45K
- » Sugg. Glass: 45 lbs.
- » Scupper: 12.5"
- » GPM: 7-10

**30" Bowl**  
OPT-30SQPCFWV

- » Size: 30"
- » Height: 10"
- » Base: 15"
- » Burner: 12"
- » BTU: 65K
- » Sugg. Glass: 60 lbs.
- » Scupper: 12.5"
- » GPM: 7-10

**36" Bowl**  
OPT-36SQPCFWV

- » Size: 36"
- » Height: 12"
- » Base: 18"
- » Burner: 12"
- » BTU: 65K
- » Sugg. Glass: 90 lbs.
- » Scupper: 12.5"
- » GPM: 7-10

### Bullet Burner Upgrades

Unit	Stainless Steel Bullet Burner
24" Maya	OPT-BRDSS8
30" & 36" Maya	OPT-BRDSS12

### Optional Accessories

Unit	Canvas Cover
24" Maya	OPT-BCVR-2424-10H
30" Maya	OPT-BCVR-3030-10H
36" Maya	OPT-BCVR-3636-12H



30" Maya Wide Spill Water Bowl

Note: Available only in Powder Coat & Stainless Steel

# Maya Water Bowl - Wide Spill Metal Collection

Includes: Bowl, Copper Spillway (1 1/2" Water Inlet)

24" Bowl  
OPT-24SQPCWS

Size: 24"  
Height: 10"  
Base: 12"  
Scupper: 20"  
GPM: 15

30" Bowl  
OPT-30SQPCWS

Size: 30"  
Height: 10"  
Base: 15"  
Scupper: 24"  
GPM: 15

36" Bowl  
OPT-36SQPCWS

Size: 36"  
Height: 12"  
Base: 18"  
Scupper: 30"  
GPM: 15

Optional Maya Canvas Cover  
24" Cover - OPT-BCVR-2424-10H  
30" Cover - OPT-BCVR-3030-10H  
36" Cover - OPT-BCVR-3636-12H

## Maya Stainless Steel Water Bowl - Wide Spill

Includes: Bowl, Copper Spillway (1 1/2" Water Inlet)

24" Bowl  
OPT-24SCXW

Size: 24"  
Height: 10"  
Base: 12"  
Scupper: 20"  
GPM: 15


30" Bowl  
OPT-30SCXW

Size: 30"  
Height: 10"  
Base: 15"  
Scupper: 24"  
GPM: 15

36" Bowl  
OPT-36SCXW


Size: 36"  
Height: 12"  
Base: 18"  
Scupper: 30"  
GPM: 15

Optional Maya Canvas Cover  
24" Cover - OPT-BCVR-2424-10H  
30" Cover - OPT-BCVR-3030-10H  
36" Cover - OPT-BCVR-3636-12H



24" COPPER

**All Water Bowls Include The Easy Flow Fitting**



All Water Bowls come with easy-flow water fitting that accommodates a 1 1/2" water line







## Linear Maya Fire & Water - GFRC

Includes: Bowl, Copper Scupper (3/4" Inlet) Fire Pan, Burner, Whistle Free Hose, Gas Orifice, Lava Rock.



48" LIMESTONE

**48" Bowl**  
OPT-4820MFW  
OPT-4820MFWE12V

- » Size: 48" x 20"
- » Height: 12"
- » Base: 38" x 10"
- » Burner: 30" Linear
- » BTU: 50K
- » Sugg. Glass: 60 lbs.
- » Scupper 36"
- » GPM: 20

**60" Bowl**  
OPT-6020MFW  
OPT-6020MFWE12V

- » Size: 60" x 20"
- » Height: 12"
- » Base: 50" x 10"
- » Burner: 42" Linear
- » BTU: 70K
- » Sugg. Glass: 95 lbs.
- » GPM: 15

**72" Bowl**  
OPT-7220MFW  
OPT-7220MFWE12V

- » Size: 72" x 20"
- » Height: 12"
- » Base: 62" x 10"
- » Burner: 54" Linear
- » BTU: 90K
- » Sugg. Glass: 110 lbs.
- » GPM: 15

### Bullet Burner Upgrades

Unit	Stainless Steel Bullet Burner
48" Linear Maya	OPT-B30SST
60" Linear Maya	OPT-B42SST
72" Linear Maya	OPT-B54SST

### Optional Accessories

Unit	20" Width Canvas Cover	30" Width Canvas Cover
48" Linear Maya	OPT-CVR-4820-12H	OPT-CVR-4830-12H
60" Linear Maya	OPT-CVR-6020-12H	OPT-CVR-6030-12H
72" Linear Maya	OPT-CVR-7220-12H	OPT-CVR-7230-12H

## Linear Maya Fire & Water Bowl - Metal Collection

Includes: Bowl, Copper Scupper (3/4" Inlet) Fire Pan, Burner, Whistle Free Hose, Gas Orifice, Mounting Bracket, Lava Rock.

**48" x 20" Bowl**  
Copper  
OPT-4820MCFW  
OPT-4820MCFWE12V  
Powder Coat  
OPT-4820MPCF  
OPT-4820MPCFWE12V


- » Size: 48" x 20"
- » Height: 12"
- » Base: 38" x 10"
- » Burner: 30" Linear
- » BTU: 50K
- » Sugg. Glass: 70 lbs.
- » GPM: 15

**60" x 20" Bowl**  
Copper  
OPT-6020MCFW  
OPT-6020MCFWE12V  
Powder Coat  
OPT-6020MPCF  
OPT-6020MPCFWE12V

- » Size: 60" x 20"
- » Height: 12"
- » Base: 50" x 10"
- » Burner: 42" Linear
- » BTU: 70K
- » Sugg. Glass: 95 lbs.
- » GPM: 15

**72" x 20" Bowl**  
Copper  
OPT-7220MCFW  
OPT-7220MCFWE12V  
Powder Coat  
OPT-7220MPCF  
OPT-7220MPCFWE12V

- » Size: 72" x 20"
- » Height: 12"
- » Base: 62" x 10"
- » Burner: 54" Linear
- » BTU: 90K
- » Sugg. Glass: 110 lbs.
- » GPM: 15



48" COPPER

**Note: Also Available in Hammered Copper, Stainless Steel & Powder Coat**

**48" x 30" Bowl**  
Copper  
OPT-4830MCFW  
OPT-4830MCFWE12V  
Powder Coat  
OPT-4830MPCF  
OPT-4830MPCFWE12V

- » Size: 48" x 30"
- » Height: 12"
- » Base: 38" x 20"
- » Burner: 30" Linear
- » BTU: 50K
- » Sugg. Glass: 70lbs.

**60" x 30" Bowl**  
Copper  
OPT-4830MCFW  
OPT-4830MCFWE12V  
Powder Coat  
OPT-4830MPCF  
OPT-4830MPCFWE12V

- » Size: 60" x 30"
- » Height: 12"
- » Base: 50" x 20"
- » Burner: 42" Linear
- » BTU: 70K
- » Sugg. Glass: 95 lbs.

**72" x 30" Bowl**  
Copper  
OPT-4830MCFW  
OPT-4830MCFWE12V  
Powder Coat  
OPT-4830MPCF  
OPT-4830MPCFWE12V

- » Size: 72" x 30"
- » Height: 12"
- » Base: 62" x 20"
- » Burner: 54" Linear
- » BTU: 90K
- » Sugg. Glass: 110 lbs.

### Bullet Burner Upgrades

Unit	Stainless Steel Bullet Burner
48" Linear Maya	OPT-B30SST
60" Linear Maya	OPT-B42SST
72" Linear Maya	OPT-B54SST

### Optional Accessories

Unit	20" Width Canvas Cover	30" Width Canvas Cover
48" Linear Maya	OPT-CVR-4820-12H	OPT-CVR-4830-12H
60" Linear Maya	OPT-CVR-6020-12H	OPT-CVR-6030-12H
72" Linear Maya	OPT-CVR-7220-12H	OPT-CVR-7230-12H



### All Water Bowls Include The Easy Flow Fitting

All Water Bowls come with easy-flow water fitting that accommodates a 1 1/2" water line



### Key Valve Upgrade

OPT-KVI  
Installed Onto Bowl: Key Valve, Installation Bracket, & Gas Hoses



# Linear Maya Fire & Water Bowl -

Includes: Bowl, Copper Scupper (3/4" Inlet) Fire Pan, Burner, Whistle Free Hose, Gas Orifice, Mounting Bracket, Lava Rock.

**48" x 20" Bowl**  
OPT-4820MSSFW  
OPT-4820MSSFWE12V

- » Size: 48" x 20"
- » Height: 12"
- » Base: 38" x 10"
- » Burner: 30" Linear
- » BTU: 50K
- » Sugg. Glass: 70 lbs.
- » GPM: 15

**60" x 20" Bowl**  
OPT-6020MSSFW  
OPT-6020MSSFWE12V

- » Size: 60" x 20"
- » Height: 12"
- » Base: 50" x 10"
- » Burner: 42" Linear
- » BTU: 70K
- » Sugg. Glass: 95 lbs.
- » GPM: 15

**72" x 20" Bowl**  
OPT-7220MSSFW  
OPT-7220MSSFWE12V

- » Size: 72" x 20"
- » Height: 12"
- » Base: 62" x 10"
- » Burner: 54" Linear
- » BTU: 90K
- » Sugg. Glass: 110 lbs.
- » GPM: 15



48" STAINLESS STEEL

Note: Also Available in Hammered Copper, Stainless Steel & Powder Coat

**48" x 30" Bowl**  
OPT-4830MCFW  
OPT-4830MCFWE12V

- » Size: 48" x 30"
- » Height: 12"
- » Base: 38" x 20"
- » Burner: 30" Linear
- » BTU: 50K
- » Sugg. Glass: 70lbs.

**60" x 30" Bowl**  
OPT-6030MCFW  
OPT-6030MCFWE12V

- » Size: 60" x 30"
- » Height: 12"
- » Base: 50" x 20"
- » Burner: 42" Linear
- » BTU: 70K
- » Sugg. Glass: 95 lbs.

**72" x 30" Bowl**  
OPT-7230MCFW  
OPT-7230MCFWE12V

- » Size: 72" x 30"
- » Height: 12"
- » Base: 62" x 20"
- » Burner: 54" Linear
- » BTU: 90K
- » Sugg. Glass: 110 lbs.

### Bullet Burner Upgrades

Unit	Stainless Steel Bullet Burner
48" Linear Maya	OPT-B30SST
60" Linear Maya	OPT-B42SST
72" Linear Maya	OPT-B54SST

### Optional Accessories

Unit	20" Width Canvas Cover	30" Width Canvas Cover
48" Linear Maya	OPT-CVR-4820-12H	OPT-CVR-4830-12H
60" Linear Maya	OPT-CVR-6020-12H	OPT-CVR-6030-12H
72" Linear Maya	OPT-CVR-7220-12H	OPT-CVR-7230-12H



24" LIMESTONE

## Maya Planter Bowl - GFRC Concrete

Includes: Bowl Only (Soil and plants not included.) (3" Opening)

**24" Bowl**  
OPT-24SP

- » Size: 24"
- » Height: 10 3/4"
- » Base: 13"
- » Soil Usage: 2.25 ft<sup>3</sup>

**30" Bowl**  
OPT-30SP

- » Size: 30"
- » Height: 10 1/4"
- » Base: 13"
- » Soil Usage: 3 ft<sup>3</sup>

**36" Bowl**  
OPT-36SP

- » Size: 36"
- » Height: 12"
- » Base: 20"
- » Soil Usage: 5.5 ft<sup>3</sup>



30" OAK

## Maya Planter Bowl - Wood Grain Concrete

Includes: Bowl Only  
(Soil and plants not included.) (3" Opening)

**24" Bowl**  
OPT-24SWGPO

- » Size: 24"
- » Height: 10.5"
- » Base: 13"
- » Soil Usage: 2.25 ft<sup>3</sup>

**30" Bowl**  
OPT-30SWGPO

- » Size: 30"
- » Height: 10.5"
- » Base: 13"
- » Soil Usage: 3 ft<sup>3</sup>



### All Water Bowls Include The Easy Flow Fitting

All Water Bowls come with easy-flow water fitting that accommodates a 1 1/2" water line



### Key Valve Upgrade

OPT-KVI

Installed Onto Bowl: Key Valve, Installation Bracket, & Gas Hoses



30" HAMMERED COPPER

## Maya Planter Bowl - Hammered Patina Copper

Includes: Bowl Only  
(Soil and plants not included.)

<b>24" Bowl</b> OPT-24SCPO » Size: 24" » Height: 10" » Base: 12" » Soil Usage: 2.25 ft <sup>3</sup>	<b>30" Bowl</b> OPT-30SCPO » Size: 30" » Height: 10" » Base: 15" » Soil Usage: 3 ft <sup>3</sup>	<b>36" Bowl</b> OPT-36SCPO » Size: 36" » Height: 12" » Base: 18" » Soil Usage: 5.5 ft <sup>3</sup>
--	---	---



24" GRAY

## Maya Planter Bowl - Metal Powder Coat

Includes: Bowl Only  
(Soil and plants not included.)

<b>24" Bowl</b> OPT-24SQPCPO » Size: 24" » Height: 10" » Base: 12" » Soil Usage: 2.25 ft <sup>3</sup>	<b>30" Bowl</b> OPT-30SQPCPO » Size: 30" » Height: 10" » Base: 15" » Soil Usage: 3 ft <sup>3</sup>	<b>36" Bowl</b> OPT-36SQPCPO » Size: 36" » Height: 12" » Base: 18" » Soil Usage: 5.5 ft <sup>3</sup>
--	---	---



30" STAINLESS STEEL

## Maya Planter Bowl - Stainless Steel

Includes: Bowl Only  
(Soil and plants not included.)

<b>24" Bowl</b> OPT-24SQSSPO » Size: 24" » Height: 10" » Base: 12" » Soil Usage: 2.25 ft <sup>3</sup>	<b>30" Bowl</b> OPT-30SQSSPO » Size: 30" » Height: 10" » Base: 15" » Soil Usage: 3 ft <sup>3</sup>	<b>36" Bowl</b> OPT-36SQSSPO » Size: 36" » Height: 12" » Base: 18" » Soil Usage: 5.5 ft <sup>3</sup>
--	---	---

## Maya Water Bowl - GFRC Concrete



30" BLACK

Includes: Bowl, Copper Spillway, &  
Smooth Flow Water Fitting (1 1/2" Inlet)

<b>24" Bowl</b> OPT-24SWO » Size: 24" » Height: 10 3/4" » Base: 13" » Scupper: 8" » GPM: 7-10	<b>30" Bowl</b> OPT-30SWO » Size: 30" » Height: 10 1/4" » Base: 13" » Scupper: 8" » GPM: 7-10	<b>36" Bowl</b> OPT-36SWO » Size: 36" » Height: 12" » Base: 20" » Scupper: 10" » GPM: 7-10
---	---	--



30" OAK

## Maya Water Bowl - Wood Grain Concrete


Includes: Bowl, Copper Spillway, &  
Smooth Flow Water Fitting (1 1/2" Inlet)

<b>24" Bowl</b> OPT-24SWGWO » Size: 24" » Height: 10.5" » Base: 13" » Scupper: 8" » GPM: 7-10	<b>30" Bowl</b> OPT-30SWGWO » Size: 30" » Height: 10.5" » Base: 13" » Scupper: 8" » GPM: 7-10
---	---



## Maya Water Bowl - Hammered Patina Copper

Includes: Bowl, Copper Spillway  
(1 1/2" Water Inlet)



30" HAMMERED COPPER

24" Bowl  
OPT-24SCW

Size: 24"  
Height: 10"  
Base: 12"  
Scupper: 8"  
GPM: 7-10

30" Bowl  
OPT-30SCW

Size: 30"  
Height: 10"  
Base: 15"  
Scupper: 8"  
GPM: 7-10

36" Bowl  
OPT-36SCW

Size: 36"  
Height: 12"  
Base: 18"  
Scupper: 10"  
GPM: 7-10

## Maya Water Bowl - Metal Powder Coat

Includes: Bowl, Copper Spillway,  
(1 1/2" Water Inlet)



24" BLACK

24" Bowl  
OPT-24SQPCWO

» Size: 24"  
» Height: 10"  
» Base: 12"  
» Scupper: 8"  
» GPM: 7-10

30" Bowl  
OPT-30SQPCWO

» Size: 30"  
» Height: 10"  
» Base: 15"  
» Scupper: 8"  
» GPM: 7-10

36" Bowl  
OPT-36SQPCWO

» Size: 36"  
» Height: 12"  
» Base: 18"  
» Scupper: 10"  
» GPM: 7-10

## Maya Water Bowl - Stainless Steel

Includes: Bowl, Copper Spillway  
(1 1/2" Water Inlet)



30" STAINLESS STEEL

24" Bowl  
OPT-24SQSSWO

Size: 24"  
Height: 10"  
Base: 12"  
Scupper: 8"  
GPM: 7-10

30" Bowl  
OPT-30SQSSWO

Size: 30"  
Height: 10"  
Base: 15"  
Scupper: 8"  
GPM: 7-10

36" Bowl  
OPT-36SQSSWO

Size: 36"  
Height: 12"  
Base: 18"  
Scupper: 10"  
GPM: 7-10

## Maya Planter & Water Bowl - Hammered Patina Copper

Includes: Bowl, Copper Scupper (3/4" Inlet)  
(Soil and plants not included)



24" COPPER

24" Bowl  
OPT-24SCPW

» Size: 24"  
» Height: 10"  
» Base: 12"  
» Soil Usage: 2.25 ft<sup>3</sup>  
» Scupper: 8"  
» GPM: 7-10

30" Bowl  
OPT-30SCPW

» Size: 30"  
» Height: 10"  
» Base: 15"  
» Soil Usage: 3 ft<sup>3</sup>  
» Scupper: 8"  
» GPM: 7-10

36" Bowl  
OPT-36SCPW

» Size: 36"  
» Height: 12"  
» Base: 18"  
» Soil Usage: 5.5 ft<sup>3</sup>  
» Scupper: 10"  
» GPM: 7-10



All Water Bowls Include  
The Easy Flow Fitting

All Water Bowls come with easy-flow water fitting that accommodates a 1 1/2" water line



24" OAK

## Maya Planter & Water Bowl - Wood Grain Concrete

Includes: Bowl, Copper Scupper (3/4" Inlet) (3" Opening)  
(Soil and plants not included)

- |  |   |
|--|---|
| <p><b>24" Bowl</b><br/>OPT-24SWGPPW</p> <ul style="list-style-type: none"> <li>» Size: 24"</li> <li>» Height: 10.5"</li> <li>» Base: 13"</li> <li>» Soil Usage: 2.25 ft<sup>3</sup></li> <li>» Scupper: 8"</li> <li>» GPM: 7-10</li> </ul> | <p><b>30" Bowl</b><br/>OPT-30SWGPPW</p> <ul style="list-style-type: none"> <li>» Size: 30"</li> <li>» Height: 10.5"</li> <li>» Base: 13"</li> <li>» Soil Usage: 3 ft<sup>3</sup></li> <li>» Scupper: 8"</li> <li>» GPM: 7-10</li> </ul> |
|--|---|



24" CHESTNUT

## Maya Planter & Water Bowl - GFRC Concrete

Includes: Bowl, Copper Scupper (3/4" Inlet) (3" Opening)  
(Soil and plants not included)

- |   |  |   |
|---|--|---|
| <p><b>24" Bowl</b><br/>OPT-24SPW</p> <ul style="list-style-type: none"> <li>» Size: 24"</li> <li>» Height: 10 3/4"</li> <li>» Base: 13"</li> <li>» Soil Usage: 2.25 ft<sup>3</sup></li> <li>» Scupper: 8"</li> <li>» GPM: 7-10</li> </ul> | <p><b>30" Bowl</b><br/>OPT-30SPW</p> <ul style="list-style-type: none"> <li>» Size: 30"</li> <li>» Height: 10 1/4"</li> <li>» Base: 13"</li> <li>» Soil Usage: 3 ft<sup>3</sup></li> <li>» Scupper: 8"</li> <li>» GPM: 7-10</li> </ul> | <p><b>36" Bowl</b><br/>OPT-36SPW</p> <ul style="list-style-type: none"> <li>» Size: 36"</li> <li>» Height: 12"</li> <li>» Base: 20"</li> <li>» Soil Usage: 5.5 ft<sup>3</sup></li> <li>» Scupper: 12"</li> <li>» GPM: 7-10</li> </ul> |
|---|--|---|



24" WHITE

## Maya Planter & Water Bowl - Metal Powder Coat

Includes: Bowl, Copper Scupper (3/4" Inlet)  
(Soil and plants not included)

- |  |   |  |
|--|---|--|
| <p><b>24" Bowl</b><br/>OPT-24SQPCPW</p> <ul style="list-style-type: none"> <li>» Size: 24"</li> <li>» Height: 10"</li> <li>» Base: 12"</li> <li>» Soil Usage: 2.25 ft<sup>3</sup></li> <li>» Scupper: 8"</li> <li>» GPM: 7-10</li> </ul> | <p><b>30" Bowl</b><br/>OPT-30SQPCPW</p> <ul style="list-style-type: none"> <li>» Size: 30"</li> <li>» Height: 10"</li> <li>» Base: 15"</li> <li>» Soil Usage: 3 ft<sup>3</sup></li> <li>» Scupper: 8"</li> <li>» GPM: 7-10</li> </ul> | <p><b>36" Bowl</b><br/>OPT-36SQPCPW</p> <ul style="list-style-type: none"> <li>» Size: 36"</li> <li>» Height: 12"</li> <li>» Base: 18"</li> <li>» Soil Usage: 5.5 ft<sup>3</sup></li> <li>» Scupper: 10"</li> <li>» GPM: 7-10</li> </ul> |
|--|---|--|




24" WHITE

## Maya Planter & Water Bowl - Stainless Steel

Includes: Bowl, Copper Scupper (3/4" Inlet)  
(Soil and plants not included)

- |  |   |  |
|--|---|--|
| <p><b>24" Bowl</b><br/>OPT-24SQSSPW</p> <ul style="list-style-type: none"> <li>» Size: 24"</li> <li>» Height: 10"</li> <li>» Base: 12"</li> <li>» Soil Usage: 2.25 ft<sup>3</sup></li> <li>» Scupper: 8"</li> <li>» GPM: 7-10</li> </ul> | <p><b>30" Bowl</b><br/>OPT-30SQSSPW</p> <ul style="list-style-type: none"> <li>» Size: 30"</li> <li>» Height: 10"</li> <li>» Base: 15"</li> <li>» Soil Usage: 3 ft<sup>3</sup></li> <li>» Scupper: 8"</li> <li>» GPM: 7-10</li> </ul> | <p><b>36" Bowl</b><br/>OPT-36SQSSPW</p> <ul style="list-style-type: none"> <li>» Size: 36"</li> <li>» Height: 12"</li> <li>» Base: 18"</li> <li>» Soil Usage: 5.5 ft<sup>3</sup></li> <li>» Scupper: 10"</li> <li>» GPM: 7-10</li> </ul> |
|--|---|--|



**All Water Bowls Include The Easy Flow Fitting**

All Water Bowls come with easy-flow water fitting that accommodates a 1 1/2" water line





# THE OUTDOOR PLUS

USA MANUFACTURER OF FIRE & WATER PRODUCTS



Bowls Collections

SEDONA



27" LIMESTONE

## Sedona Fire Bowl - GFRC Concrete

Includes: Bowl, Fire Pan, Burner, Whistle Free Hose, Gas Orifice, Mounting Bracket, Lava Rock. (3" Opening)

27" Bowl  
OPT-27RFO  
OPT-27RFOE12V

33" Bowl  
OPT-33RFO  
OPT-33RFOE12V

- » Size: 27"
- » Height: 10"
- » Base: 12"
- » Burner: 8"
- » BTU: 45K
- » Sugg. Glass: 50 lbs.
- » Size: 33"
- » Height: 11"
- » Base: 18"
- » Burner: 12"
- » BTU: 65K
- » Sugg. Glass: 75lbs.

### Bullet Burner Upgrades

Unit	Stainless Steel Bullet Burner
27" Sedona	OPT-BRDSS8
33" Sedona	OPT-BRDSS12

### Optional Accessories

Unit	Canvas Cover
27" Sedona	OPT-BCVR-27R-10H
33" Sedona	OPT-BCVR-33R-11H

## Sedona Fire Bowl - Wood Grain Concrete

Includes: Bowl, Fire Pan, Burner, Whistle Free Hose, Gas Orifice, Mounting Bracket, Lava Rock. (3" Opening)

27" Bowl  
OPT-27RWGFO  
OPT-27RWGFOE12V

- » Size: 27"
- » Height: 10"
- » Base: 12"
- » Burner: 8"
- » BTU: 45K
- » Sugg. Glass: 20 lbs.

### Optional Accessories

Unit	Canvas Cover
27" Sedona	OPT-BCVR-27R-10H

### Bullet Burner Upgrades

Unit	Stainless Steel Bullet Burner
27" Sedona	OPT-BRDSS8



27" IVORY



### Key Valve Upgrade

OPT-KVI

Installed Onto Bowl: Key Valve, Installation Bracket, & Gas Hoses



### GFRC WOOD GRAIN COLOR OPTIONS

When ordering, specify the color by adding the color code to the end of the Part #.

**Example:** Coronado Fire Pit in Ivory = OPT-COR48-IVY

Metallic Finishes and Rustic Finishes are available at an extra charge

When ordering, specify the concrete color by adding the color code to the end of the Part #. Example: 27" Brown Sedona Water Bowl = OPT-27RWO-BRN

<b>Black</b> -BLK	<b>Ash</b> -ASH	<b>Natural Gray</b> -NGY	<b>Gray</b> -GRY	<b>White Limestone</b> -LIM	<b>Chocolate</b> -CHC	<b>Chestnut</b> -CST	<b>Brown</b> -BRN	<b>Vanilla</b> -VAN
<b>Rustic Gray</b> -RGR	<b>Moss Stone</b> -RMS	<b>Rustic White</b> -RWH	<b>Coffee</b> -RCF	<b>Slate</b> -MSL	<b>Silver</b> -MSV	<b>Pearl</b> -MPR	<b>Bronze</b> -MBR	<b>Copper</b> -MCP



## Sedona Fire Bowl with Round Legs - Metal Powder Coat

Includes: Bowl, Fire Pan, Burner, Whistle Free Hose, Gas Orifice, Mounting Bracket, Lava Rock.

### 36" Bowl

OPT-36RPCRLFO  
OPT-36RPCRLFOE12V

- » Size: 36"
- » Height: 15.5"
- » Base: 18"
- » Burner: 12"
- » BTU: 65K
- » Sugg. Glass: 20 lbs.

### 48" Bowl

OPT-48RPCRLFO  
OPT-48RPCRLFOE12V

- » Size: 48"
- » Height: 16"
- » Base: 24"
- » Burner: 18"
- » BTU: 160K
- » Sugg. Glass: 56 lbs.



36" WHITE

### Optional Accessories

Unit	Canvas Cover
36" Sedona	OPT-BCVR-36R-15H
48" Sedona	OPT-BCVR-48R-15H

### Bullet Burner Upgrades

Unit	Stainless Steel Bullet Burner
36" Sedona	OPT-BRDSS12
48" Sedona	OPT-BRDSS18

## Sedona Fire Bowl - Metal Powder Coat

Includes: Bowl, Fire Pan, Burner, Whistle Free Hose, Gas Orifice, Mounting Bracket, Lava Rock.

### 27" Bowl

OPT-27RPCFO  
OPT-27RPCFOE12V

- » Size: 27"
- » Height: 10"
- » Base: 12"
- » Burner: 8"
- » BTU: 45K
- » Sugg. Glass: 20 lbs.

### 36" Bowl

OPT-36RPCFO  
OPT-36RPCFOE12V

- » Size: 36"
- » Height: 13"
- » Base: 18"
- » Burner: 12"
- » BTU: 65K
- » Sugg. Glass: 20 lbs.

### 48" Bowl

OPT-48RPCFO  
OPT-48RPCFOE12V

- » Size: 48"
- » Height: 16"
- » Base: 24"
- » Burner: 18"
- » BTU: 160K
- » Sugg. Glass: 56 lbs.



27" COPPER VEIN

### Optional Accessories

Unit	Canvas Cover
27" Sedona	OPT-BCVR-27R-10H
36" Sedona	OPT-BCVR-36R-13H
48" Sedona	OPT-BCVR-48R-15H

### Bullet Burner Upgrades

Unit	Stainless Steel Bullet Burner
27" Sedona	OPT-BRDSS8
36" Sedona	OPT-BRDSS12
48" Sedona	OPT-BRDSS18



### Key Valve Upgrade

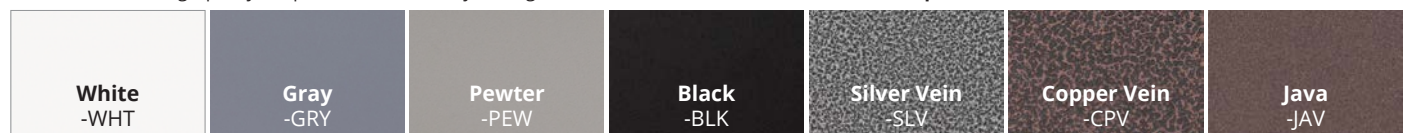
OPT-KVI

Installed Onto Bowl: Key Valve, Installation Bracket, & Gas Hoses

36" GRAY

## POWDER COAT COLOR OPTIONS

When ordering, specify the powder coat color by adding the color code to the end of the Part #. **Example:** White Coronado Fire Pit = OPT-CORPC48-WHT



## Sedona GFRC Fire Pit - Wide Ledge

Cannot Store Propane Tank

OPT-SEDWL48 Match Lit Ignition  
 OPT-SEDWL48FSML Flame Sense  
 OPT-SEDWL48EKIT Plug & Play

- » Diameter: 48"
- » Height: 15"
- » Base Diameter: 27"
- » Burn Area Diameter: 29"
- » Weight: 215 lbs.
- » BTU: 160K
- » Sugg. Fire Glass: 100 lbs.

OPT-SEDWL60 Match Lit Ignition  
 OPT-SEDWL60FSML Flame Sense  
 OPT-SEDWL60EKIT Plug & Play

- » Diameter: 60"
- » Height: 15"
- » Base Diameter: 38"
- » Burn Area Diameter: 40"
- » Weight: 300 lbs.
- » BTU: 190K
- » Sugg. Fire Glass: 150 lbs.



48" BROWN

### Optional Accessories

Unit	Canvas Cover	Stainless Lid
48" Sedona	OPT-CVR-48R-15H	OPT-33RC
60" Sedona	OPT-CVR-60R-15H	OPT-44RC

### Bullet Burner Upgrades

Unit	Stainless Steel Bullet Burner
48" Sedona	OPT-BRDSS18
60" Sedona	OPT-BRDSS24

## Sedona GFRC Fire Pit - Narrow Ledge

Cannot Store Propane Tank

OPT-SED48 Match Lit Ignition  
 OPT-SED48FSML Flame Sense  
 OPT-SED48EKIT Plug & Play

- » Diameter: 48"
- » Height: 15"
- » Base Diameter: 27"
- » Burn Area Diameter: 40"
- » Weight: 215 lbs.
- » BTU: 160K
- » Sugg. Fire Glass: 150 lbs.

OPT-SED60 Match Lit Ignition  
 OPT-SED60FSML Flame Sense  
 OPT-SED60EKIT Plug & Play

- » Diameter: 60"
- » Height: 15"
- » Base Diameter: 38"
- » Burn Area Diameter: 54"
- » Weight: 300 lbs.
- » BTU: 190K
- » Sugg. Fire Glass: 200 lbs.



48" CHESTNUT

### Optional Accessories

Unit	Canvas Cover	Stainless Lid
48" Sedona	OPT-CVR-48R-15H	OPT-44RC
60" Sedona	OPT-CVR-60R-15H	OPT-58RC

### Bullet Burner Upgrades

Unit	Stainless Steel Bullet Burner
48" Sedona	OPT-BRDSS18
60" Sedona	OPT-BRDSS24



33" Sedona Fire Bowls in Brown Finish — Courtesy of Watercrest Pools, N. Richland Hills, TX



## Sedona Fire & Water Bowl - GFRC Concrete

Includes: Bowl, Copper Scupper (3/4" Inlet) Fire Pan, Burner, Whistle Free Hose, Gas Orifice, Mounting Bracket, Lava Rock. (3" Opening)



27" CHESTNUT

**27" Bowl**  
OPT-27RFW  
OPT-27RFE12V

- » Size: 27"
- » Height: 10"
- » Base: 12"
- » Burner: 8"
- » BTU: 45K
- » Sugg. Glass: 50 lbs.
- » GPM: 7-10

**33" Bowl**  
OPT-33RFW  
OPT-33RFE12V

- » Size: 33"
- » Height: 11"
- » Base: 18"
- » Burner: 12"
- » BTU: 65K
- » Sugg. Glass: 75lbs.
- » GPM: 7-10

### Optional Accessories

Unit	Canvas Cover
27" Sedona	OPT-BCVR-27R-10H
33" Sedona	OPT-VCVR-33R-11H

### Bullet Burner Upgrades

Unit	Stainless Steel Bullet Burner
27" Sedona	OPT-BRDSS8
33" Sedona	OPT-BRDSS12

## Sedona Fire & Water Bowl - Wood Grain Concrete

Includes: Bowl, Copper Scupper (3/4" Inlet) Fire Pan, Burner, Whistle Free Hose, Gas Orifice, Mounting Bracket, Lava Rock. (3" Opening)

**27" Bowl**  
OPT-27RWGFW  
OPT-27RWGFE12V

- » Size: 27"
- » Height: 10"
- » Base: 12"
- » Burner: 8"
- » BTU: 45K
- » Sugg. Glass: 20 lbs.
- » Scupper: 8"
- » GPM: 7-10

### Optional Accessories

Unit	Canvas Cover
27" Sedona	OPT-BCVR-27R-10H

### Bullet Burner Upgrades

Unit	Stainless Steel Bullet Burner
27" Sedona	OPT-BRDSS8



27" EBONY

Metallic Finishes and Rustic Finishes are available at an extra charge

When ordering, specify the concrete color by adding the color code to the end of the Part #. Example: 27" Brown Sedona Water Bowl = OPT-27RWO-BRN

<b>Black</b> -BLK	<b>Ash</b> -ASH	<b>Natural Gray</b> -NGY	<b>Gray</b> -GRY	<b>White Limestone</b> -LIM	<b>Chocolate</b> -CHC	<b>Chestnut</b> -CST	<b>Brown</b> -BRN	<b>Vanilla</b> -VAN
<b>Rustic Gray</b> -RGR	<b>Moss Stone</b> -RMS	<b>Rustic White</b> -RWH	<b>Coffee</b> -RCF	<b>Slate</b> -MSL	<b>Silver</b> -MSV	<b>Pearl</b> -MPR	<b>Bronze</b> -MBR	<b>Copper</b> -MCP



### All Water Bowls Include The Easy Flow Fitting

All Water Bowls come with easy-flow water fitting that accommodates a 1 1/2" water line



### Key Valve Upgrade

OPT-KVI

Installed Onto Bowl: Key Valve, Installation Bracket, & Gas Hoses

## Sedona Fire Bowl - Hammered Patina Copper

Includes: Bowl, Fire Pan, Burner, Whistle Free Hose, Gas Orifice, Mounting Bracket, Lava Rock. (3" Opening)

27" Bowl  
 OPT-27RCPRFO  
 OPT-27RCPRFOE12V

- » Size: 27"
- » Height: 10"
- » Base: 12"
- » Burner: 8"
- » BTU: 45K
- » Sugg. Glass: 20 lbs.

### Bullet Burner Upgrades

Unit	Stainless Steel Bullet Burner
27" Sedona	OPT-BRDSS8

### Optional Accessories

Unit	Canvas Cover
27" Sedona	OPT-BCVR-27R-10H



27" COPPER

## Sedona Fire & Water Bowl Copper Gravity Spill

Includes: Bowl, Copper Scupper (3/4" Inlet) Fire Pan, Burner, Whistle Free Hose, Gas Orifice, Mounting Bracket, Lava Rock. (3" Opening)

27" Bowl  
 OPT-27RCPRFWGS  
 OPT-27RCPRFWGSE12V

- » Size: 27"
- » Height: 10"
- » Base: 12"
- » Burner: 8"
- » BTU: 45K
- » Sugg. Glass: 20 lbs.
- » Scupper: 8"
- » GPM: 7-10

### Bullet Burner Upgrades


Unit	Stainless Steel Bullet Burner
27" Sedona	OPT-BRDSS8

### Optional Accessories

Unit	Canvas Cover
27" Sedona	OPT-BCVR-27R-10H



27" COPPER



**All Water Bowls Include The Easy Flow Fitting**

All Water Bowls come with easy-flow water fitting that accommodates a 1 1/2" water line



**Key Valve Upgrade**  
 OPT-KVI

Installed Onto Bowl: Key Valve, Installation Bracket, & Gas Hoses



## Sedona GFRC Fire & Water Bowl — 4-Way Spill

Includes: Bowl, Fire Pan, Burner, Whistle Free Hose, Gas Orifice, Mounting Bracket, Lava Rock. (1 1/2" Water Inlet)

**46" Bowl**  
OPT-46RFW4W  
OPT-46RFW4WE12V

- » Size: 46"
- » Height: 16"
- » Base: 24"
- » Burner: 18"
- » BTU: 160K
- » Sugg. Glass: 50 lbs.
- » GPM: 40

**60" Bowl**  
OPT-60RFW4W  
OPT-60RFW4WE12V

- » Size: 60"
- » Height: 15"
- » Base: 38"
- » Burner: 18"
- » BTU: 160K
- » Sugg. Glass: 50 lbs.
- » GPM: 40



46" BLACK

### Bullet Burner Upgrades

Unit	Stainless Steel Bullet Burner
46" Sedona	OPT-BRDSS18
60" Sedona	OPT-BRDSS18

### Optional Accessories

Unit	Canvas Cover
46" Sedona	OPT-BCVR-46R-16H
60" Sedona	OPT-BCVR-60R-15H



38" GRAY

Note: Water pumps not included - sold separately.

## 38" Sedona GFRC Fire & Water Bowl — 360° Spill

Includes: Bowl, Fire Pan, Burner, Whistle Free Hose, Gas Orifice, Mounting Bracket, Lava Rock. (1 1/2" Water Inlet)

OPT-38FW360  
OPT-38FW360E12V

- » Size: 38"
- » Height: 16"
- » Base: 18"
- » Burner: 8"
- » BTU: 45K
- » Sugg. Glass: 16lbs.
- » GPM: 40

### Optional Accessories

Unit	Canvas Cover
38" Sedona	OPT-BCVR-38R-16H

### Bullet Burner Upgrades

Unit	Stainless Steel Bullet Burner
38" Sedona	OPT-BRDSS8



### All Water Bowls Include The Easy Flow Fitting

All Water Bowls come with easy-flow water fitting that accommodates a 1 1/2" water line



### Key Valve Upgrade

OPT-KVI

Installed Onto Bowl: Key Valve, Installation Bracket, & Gas Hoses

Metallic Finishes and Rustic Finishes are available at an extra charge

When ordering, specify the concrete color by adding the color code to the end of the Part #. Example: 27" Brown Sedona Water Bowl = OPT-27RWO-BRN

<b>Black</b> -BLK	<b>Ash</b> -ASH	<b>Natural Gray</b> -NGY	<b>Gray</b> -GRY	<b>White Limestone</b> -LIM	<b>Chocolate</b> -CHC	<b>Chestnut</b> -CST	<b>Brown</b> -BRN	<b>Vanilla</b> -VAN
<b>Rustic Gray</b> -RGR	<b>Moss Stone</b> -RMS	<b>Rustic White</b> -RWH	<b>Coffee</b> -RCF	<b>Slate</b> -MSL	<b>Silver</b> -MSV	<b>Pearl</b> -MPR	<b>Bronze</b> -MBR	<b>Copper</b> -MCP



27" COPPER

## Sedona Fire & Water Bowl - Hammered Patina Copper

Includes: Bowl, Copper Scupper (3/4" Inlet) Fire Pan, Burner, Whistle Free Hose, Gas Orifice, Mounting Bracket, Lava Rock. (3" Opening)

27" Bowl  
OPT-27RCPRFW  
OPT-27RCPRFWE12V

- » Size: 27"
- » Height: 10"
- » Base: 12"
- » Burner: 8"
- » BTU: 45K
- » Sugg. Glass: 20 lbs.
- » Scupper: 8"
- » GPM: 7-10

### Optional Accessories

Unit	Canvas Cover
27" Sedona	OPT-BCVR-27R-10H

### Bullet Burner Upgrades

Unit	Stainless Steel Bullet Burner
27" Sedona	OPT-BRDSS8

## Sedona Fire & Water Bowl - Metal Powder Coat

Includes: Bowl, Copper Scupper (3/4" Inlet) Fire Pan, Burner, Whistle Free Hose, Gas Orifice, Mounting Bracket, Lava Rock.

27" Bowl  
OPT-27RPCFW  
OPT-27RPCFWE12V

- » Size: 27"
- » Height: 10"
- » Base: 12"
- » Burner: 8"
- » BTU: 45K
- » Sugg. Glass: 20 lbs.
- » Scupper: 8"
- » GPM: 7-10

36" Bowl  
OPT-36RPCFW  
OPT-36RPCFWE12V

- » Size: 36"
- » Height: 13"
- » Base: 18"
- » Burner: 12"
- » BTU: 65K
- » Sugg. Glass: 20 lbs.
- » Scupper: 8"
- » GPM: 7-10

48" Bowl  
OPT-48RPCFW  
OPT-48RPCFWE12V

- » Size: 48"
- » Height: 16"
- » Base: 24"
- » Burner: 18"
- » BTU: 160K
- » Sugg. Glass: 20 lbs.
- » Scupper: 8"
- » GPM: 7-10



27" WHITE

### Optional Accessories

Unit	Canvas Cover
27" Sedona	OPT-BCVR-27R-10H
36" Sedona	OPT-BCVR-36R-13H

### Bullet Burner Upgrades

Unit	Stainless Steel Bullet Burner
27" Sedona	OPT-BRDSS8
36" Sedona	OPT-BRDSS12



### All Water Bowls Include The Easy Flow Fitting

All Water Bowls come with easy-flow water fitting that accommodates a 1 1/2" water line



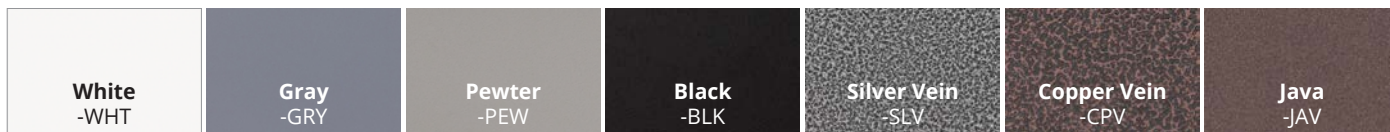
### Key Valve Upgrade

OPT-KVI


Installed Onto Bowl: Key Valve, Installation Bracket, & Gas Hoses

## POWDER COAT COLOR OPTIONS

When ordering, specify the powder coat color by adding the color code to the end of the Part #. **Example:** White Coronado Fire Pit = OPT-CORPC48-WHT











27" ASH

## Sedona Planter Bowl - GFRC Concrete

Includes: Bowl Only  
(Soil and plants not included.) (3" Opening)

27" Bowl  
OPT-27RP

- » Size: 27"
- » Height: 10"
- » Base: 12"
- » Soil Usage: 2 ft<sup>3</sup>

33" Bowl  
OPT-33RP

- » Size: 33"
- » Height: 11"
- » Base: 18"
- » Soil Usage: 3 ft<sup>3</sup>



27" IVORY

## Sedona Planter Bowl - Wood Grain Concrete

Includes: Bowl Only  
(Soil and plants not included.) (3" Opening)

27" Bowl  
OPT-27RWGPO

- » Size: 27"
- » Height: 10"
- » Base: 12"
- » Soil Usage: 2 ft<sup>3</sup>



27" COPPER

## Sedona Planter Bowl - Hammered Patina Copper

Includes: Bowl Only  
(Soil and plants not included.) (3" Opening)

27" Bowl  
OPT-27RCPRPO

- » Size: 27"
- » Height: 10"
- » Base: 12"
- » Soil Usage: 2 ft<sup>3</sup>



## Sedona Planter Bowl - Metal Powder Coat

Includes: Bowl Only  
(Soil and plants not included.)

27" Bowl  
OPT-27RPCPO

- » Size: 27"
- » Height: 10"
- » Base: 12"
- » Soil Usage: 2 ft<sup>3</sup>

36" Bowl  
OPT-36RPCPO

- » Size: 36"
- » Height: 13"
- » Base: 18"
- » Soil Usage: 4.5 ft<sup>3</sup>

48" Bowl  
OPT-48RPCPO

- » Size: 48"
- » Height: 16"
- » Base: 24"
- » Soil Usage: 6.5 ft<sup>3</sup>





27" CHOCOLATE

## Sedona Planter & Water Bowl - GFRC Concrete

Includes: Bowl, Copper Scupper (¾" Inlet) (3" Opening)  
(Soil and plants not included)

27" Bowl  
OPT-27RPW

- » Size: 27"
- » Height: 10"
- » Base: 12"
- » Scupper: 8"
- » Soil Usage: 2 ft<sup>3</sup>
- » GPM: 7-10

33" Bowl  
OPT-33RPW

- » Size: 33"
- » Height: 11"
- » Base: 18"
- » Scupper: 8"
- » Soil Usage: 3 ft<sup>3</sup>
- » GPM: 7-10



27" IVORY

## Sedona Planter & Water Bowl - Woodgrain Concrete

Includes: Bowl, Copper Scupper (¾" Inlet) (3" Opening)  
(Soil and plants not included)

27" Bowl  
OPT-27RWGWP

- » Size: 27"
- » Height: 10"
- » Base: 12"
- » Soil Usage: 2 ft<sup>3</sup>
- » Scupper: 8"
- » GPM: 7-10



27" COPPER

## Sedona Planter & Water Bowl - Hammered Patina Copper

Includes: Bowl, Copper Scupper (¾" Inlet) (3" Opening)  
(Soil and plants not included)

27" Bowl  
OPT-27RCPPW

- » Size: 27"
- » Height: 10"
- » Base: 12"
- » Soil Usage: 2 ft<sup>3</sup>
- » Scupper: 8"
- » GPM: 7-10



## Sedona Planter & Water Bowl - Metal Powder Coat

Includes: Bowl, Copper Scupper (¾" Inlet)  
(Soil and plants not included)

27" Bowl  
OPT-27RPCPW

- » Size: 27"
- » Height: 10"
- » Base: 12"
- » Soil Usage: 2 ft<sup>3</sup>
- » Scupper: 8"
- » GPM: 7-10

36" Bowl  
OPT-36RPCPW

- » Size: 36"
- » Height: 13"
- » Base: 18"
- » Soil Usage: 4.5 ft<sup>3</sup>
- » Scupper: 8"
- » GPM: 7-10

48" Bowl  
OPT-48RPCPW

- » Size: 48"
- » Height: 16"
- » Base: 24"
- » Soil Usage: 6.5 ft<sup>3</sup>
- » Scupper: 8"
- » GPM: 7-10

## Sedona Water Bowl - GFRC Concrete



Includes: Bowl, Copper Spillway, & Smooth Flow Water Fitting (1 1/2" Inlet)

- |                       |                       |
|-----------------------|-----------------------|
| 27" Bowl<br>OPT-27RWO | 33" Bowl<br>OPT-33RWO |
| » Size: 27"           | » Size: 33"           |
| » Height: 10"         | » Height: 11"         |
| » Base: 12"           | » Base: 18"           |
| » Scupper: 8"         | » Scupper: 8"         |
| » GPM: 7-10           | » GPM: 7-10           |

## Sedona Water Bowl - GFRC Wood Grain



Includes: Bowl, Copper Spillway, & Smooth Flow Water Fitting (1 1/2" Inlet)

- 27" Bowl  
OPT-27RWGWO
- » Size: 27"
  - » Height: 10"
  - » Base: 12"
  - » Scupper: 8"
  - » GPM: 7-10

### Optional Accessories

Unit	Canvas Cover
27" Sedona	OPT-BCVR-27R-10H

## Sedona Water Bowl - Hammered Patina Copper



Includes: Bowl, Copper Spillway (1 1/2" Water Inlet)

- 27" Bowl  
OPT-27RCPRWO
- » Size: 27"
  - » Height: 10"
  - » Base: 12"
  - » Scupper: 8"
  - » GPM: 7-10

## Sedona Water Bowl - Metal Powder Coat



Includes: Bowl, Powder Coated Spillway, (1 1/2" Water Inlet)

- |                         |                         |                         |
|-------------------------|-------------------------|-------------------------|
| 27" Bowl<br>OPT-27RPCWO | 36" Bowl<br>OPT-36RPCWO | 48" Bowl<br>OPT-48RPCWO |
| » Size: 27"             | » Size: 36"             | » Size: 48"             |
| » Height: 10"           | » Height: 13"           | » Height: 16"           |
| » Base: 12"             | » Base: 18"             | » Base: 24"             |
| » Scupper: 8"           | » Scupper: 8"           | » Scupper: 8"           |
| » GPM: 7-10             | » GPM: 7-10             | » GPM: 7-10             |



### All Water Bowls Include The Easy Flow Fitting

All Water Bowls come with easy-flow water fitting that accommodates a 1 1/2" water line





## Sedona 2 - GFRC Fire Bowl

Includes: Bowl, Fire Pan, Burner, Whistle Free Hose, Gas Orifice, Mounting Bracket, Lava Rock. (3" Opening)

28" Sedona 2 Bowl  
 OPT-SED228  
 OPT-SED228E12V

- » Size: 28"
- » Height: 9"
- » Base: 14"
- » Burner: 8"
- » BTU: 45K
- » Sugg. Glass: 81 lbs.

### Optional Accessories

Unit	Canvas Cover
28" Sedona2.	OPT-BCVR-28R-14H

### Bullet Burner Upgrades

Unit	Stainless Steel Bullet Burner
28" Sedona2.0 2.0sedona	OPT- BRDSS8

## Sedona 2 - GFR Planter Bowl

28" Sedona 2 Bowl  
 OPT-SED228

- » Size: 28"
- » Height: 9"
- » Base: 14"
- » Burner: 8"
- » BTU: 45K
- » Sugg. Glass: 81 lbs.



## Sedona 2 - GFR Water Bowl

28" Sedona 2 Bowl  
 OPT-SEDWO228

- » Size: 28"
- » Height: 9"
- » Base: 14"
- » Burner: 8"
- » BTU: 45K
- » Sugg. Glass: 81 lbs.

### Optional Accessories

Unit	Canvas Cover
28" Sedona2.0	OPT-BCVR-28R-14H







# THE OUTDOOR PLUS

USA MANUFACTURER OF FIRE & WATER PRODUCTS



**Optional Avalon Canvas Cover**

- 24" Cover - OPT-BCVR-2424-10H
- 30" Cover - OPT-BCVR-3030-13H
- 36" Cover - OPT-BCVR-3636-13H

**Avalon Fire Bowl - Copper & Stainless Steel**

Includes: Bowl, Fire Pan, Burner, Whistle Free Hose, Gas Orifice, Mounting Bracket, Lava Rock.

**24" Bowl**

- OPT-24AVCPF - Copper
- OPT-24AVPCFE12V - Copper

- OPT-24AVSSF - Stainless
- OPT-24AVSSFE12V - Stainless

- OPT-24AVPCF - Powder Coat
- OPT-24AVPCFE12V - Powder Coat

- » Size: 24"
- » Height: 10"
- » Base: 12"
- » Burner: 8"
- » BTU: 45K
- » Sugg. Glass: 45 lbs.

**30" Bowl**

- OPT-30AVCPF - Copper
- OPT-30AVPCFE12V - Copper

- OPT-30AVSSF - Stainless
- OPT-30AVSSFE12V - Stainless

- OPT-30AVPCF - Powder Coat
- OPT-30AVPCFE12V - Powder Coat

- » Size: 30"
- » Height: 13"
- » Base: 15"
- » Burner: 12"
- » BTU: 65K
- » Sugg. Glass: 60 lbs.

**36" Bowl**

- OPT-36AVCPF - Copper
- OPT-36AVPCFE12V - Copper

- OPT-36AVSSF - Stainless
- OPT-36AVSSFE12V - Stainless

- OPT-36AVPCF - Powder Coat
- OPT-36AVPCFE12V - Powder Coat

- » Size: 36"
- » Height: 13"
- » Base: 18"
- » Burner: 12"
- » BTU: 65K
- » Sugg. Glass: 90 lbs.

**Bowls Collection**  
**AVALON**





30" NATURAL GRAY

## Avalon Fire Bowl - GFR Concrete

Includes: Bowl, Fire Pan, Burner, Whistle Free Hose, Gas Orifice, Mounting Bracket, Lava Rock. (3" Opening)

### 24" Bowl

OPT-AVLFO24  
OPT-AVLFO24E12V

- » Size: 24"
- » Height: 10"
- » Base: 13"
- » Burner: 8"
- » BTU: 45K
- » Sugg. Glass: 40 lbs.

### 30" Bowl

OPT-AVLFO30  
OPT-AVLFO30E12V

- » Size: 30"
- » Height: 12"
- » Base: 18"
- » Burner: 8"
- » BTU: 45K
- » Sugg. Glass: 55 lbs.

### 36" Bowl

OPT-AVLFO36  
OPT-AVLFO36E12V

- » Size: 36"
- » Height: 12"
- » Base: 20"
- » Burner: 12"
- » BTU: 65K
- » Sugg. Glass: 95 lbs.

### Bullet Burner Upgrades

Unit	Stainless Steel Bullet Burner
24" Avalon	OPT-BRDSS8
30" Avalon	OPT-BRDSS8
36" Avalon	OPT-BRDSS12

### Optional Accessories

Unit	Canvas Cover
24" Avalon	OPT-BCVR-2424-10H
30" Avalon	OPT-BCVR-3030-12H
36" Avalon	OPT-BCVR-3636-12H

## Avalon Wide Ledge Fire Pit - GFR Concrete

Includes: Bowl, Fire Pan, Burner, Whistle Free Hose, Gas Orifice, Lava Rock. (3" Opening)

### 42" Avalon Wide Ledge Fire Pit

OPT-AVWLP4242 Match Lit Ignition  
OPT-AVWLP4242FSML Flame Sense  
OPT-AVWLP4242EKIT Plug & Play

- » Dimensions: 42" x 42"
- » Height: 18"
- » Burning Area: 21.75" x 21.75"
- » Base: 17.75" x 17.75"
- » BTU: 65K
- » Sugg. Fire Glass: 50 lbs.

### Bullet Burner Upgrades

Unit	Stainless Steel Bullet Burner
42" Avalon Wide Ledge	OPT-B12RDSS

### Optional Accessories

<b>Canvas Cover</b>	OPT-CVR-4242-18H
<b>Stainless Steel Lid</b>	OPT-24SC



42" BLACK CONCRETE FINISH

Metallic Finishes and Rustic Finishes are available at an extra charge

When ordering, specify the concrete color by adding the color code to the end of the Part #. Example: 27" Brown Sedona Water Bowl = OPT-27RWO-BRN

<b>Black</b> -BLK	<b>Ash</b> -ASH	<b>Natural Gray</b> -NGY	<b>Gray</b> -GRY	<b>White Limestone</b> -LIM	<b>Chocolate</b> -CHC	<b>Chestnut</b> -CST	<b>Brown</b> -BRN	<b>Vanilla</b> -VAN
<b>Rustic Gray</b> -RGR	<b>Moss Stone</b> -RMS	<b>Rustic White</b> -RWH	<b>Coffee</b> -RCF	<b>Slate</b> -MSL	<b>Silver</b> -MSV	<b>Pearl</b> -MPR	<b>Bronze</b> -MBR	<b>Copper</b> -MCP



48" SILVER VEIN



48" WHITE

## Linear Avalon Fire Pit - Metal Collection - 15" Tall

Does not include door for propane tank storage.

### 48" x 28" Avalon Fire Pit

OPT-AVLCPR4815	Hammered Copper
OPT-AVLCS4815	Corten Steel
OPT-AVLSS4815	Stainless Steel
OPT-AVLPC4815	Powder Coat

- » Dimensions: 48" x 28"
- » Height: 15"
- » Burning Area: 30" x 10"
- » Weight: 85 lbs.
- » BTU: 40K
- » Sugg. Fire Glass: 50 lbs.

### 60" x 28" Avalon Fire Pit

PT-AVLCPR6015	Hammered Copper
PT-AVLCS6015	Corten Steel
PT-AVLSS6015	Stainless Steel
PT-AVLPC6015	Powder Coat

- » Dimensions: 60" x 28"
- » Height: 15"
- » Burning Area: 42" x 10"
- » Weight: 105 lbs.
- » BTU: 60K
- » Sugg. Fire Glass: 50 lbs.

### 72" x 28" Avalon Fire Pit

OPT-AVLCPR7215	Hammered Copper
OPT-AVLCS7215	Corten Steel
OPT-AVLSS7215	Stainless Steel
OPT-AVLPC7215	Powder Coat

- » Dimensions: 72" x 28"
- » Height: 15"
- » Burning Area: 54" x 10"
- » Weight: 130 lbs.
- » BTU: 80K
- » Sugg. Fire Glass: 50 lbs.

### 84" x 28" Avalon Fire Pit

OPT-AVLCPR8415	Hammered Copper
OPT-AVLCS8415	Corten Steel
OPT-AVLSS8415	Stainless Steel
OPT-AVLPC8415	Powder Coat

- » Dimensions: 84" x 28"
- » Height: 15"
- » Burning Area: 66" x 10"
- » Weight: 155 lbs.
- » BTU: 100K
- » Sugg. Fire Glass: 75 lbs.

## Linear Avalon Fire Pit - Metal Collection - 24" Tall

Includes access door for 20 lbs propane tank storage



### 48" x 28" Avalon Fire Pit

OPT-AVLCPR4824	Hammered Copper
OPT-AVLCS4824	Corten Steel
OPT-AVLSS4824	Stainless Steel
OPT-AVLPC4824	Powder Coat

- » Dimensions: 48" x 28"
- » Height: 24"
- » Burning Area: 30" x 10"
- » Weight: 85 lbs.
- » BTU: 40K
- » Sugg. Fire Glass: 50 lbs.

### 60" x 28" Avalon Fire Pit

OPT-AVLCPR6024	Hammered Copper
OPT-AVLCS6024	Corten Steel
OPT-AVLSS6024	Stainless Steel
OPT-AVLPC6024	Powder Coat

- » Dimensions: 60" x 28"
- » Height: 24"
- » Burning Area: 42" x 10"
- » Weight: 105 lbs.
- » BTU: 60K
- » Sugg. Fire Glass: 50 lbs.

### 72" x 28" Avalon Fire Pit

OPT-AVLCPR7224	Hammered Copper
OPT-AVLCS7224	Corten Steel
OPT-AVLSS7224	Stainless Steel
OPT-AVLPC7224	Powder Coat

- » Dimensions: 72" x 28"
- » Height: 24"
- » Burning Area: 54" x 10"
- » Weight: 130 lbs.
- » BTU: 80K
- » Sugg. Fire Glass: 50 lbs.

### 84" x 28" Avalon Fire Pit

OPT-AVLCPR8424	Hammered Copper
OPT-AVLCS8424	Corten Steel
OPT-AVLSS8424	Stainless Steel
OPT-AVLPC8424	Powder Coat

- » Dimensions: 84" x 28"
- » Height: 24"
- » Burning Area: 66" x 10"
- » Weight: 155 lbs.
- » BTU: 100K
- » Sugg. Fire Glass: 75 lbs.

### Optional Accessories

Unit	Canvas Cover-15"	Canvas Cover-24"	Stainless Lid	Glass Wind Guard
48" Linear Avalon	OPT-CVR-4828-15H	OPT-CVR-4828-24H	OPT-RC1232	OPT-WG-3414
60" Linear Avalon	OPT-CVR-6028-15H	OPT-CVR-6028-24H	OPT-RC1244	OPT-WG-4614
72" Linear Avalon	OPT-CVR-7228-15H	OPT-CVR-7228-24H	OPT-RC1256	OPT-WG-5814
84" Linear Avalon	OPT-CVR-8428-15H	OPT-CVR-8428-24H	OPT-RC1268	OPT-WG-7014

### Bullet Burner Upgrades

Unit	Stainless Steel Bullet Burner
48" Linear Avalon	OPT-B24SST
60" Linear Avalon	OPT-B36SST
72" Linear Avalon	OPT-B48SST
84" Linear Avalon	OPT-B60SST





30" JAVA POWDER COAT FINISH

## Avalon Tall Fire Pit - Metal Powder Coat

Features access door for propane tank storage.

### 30" Avalon Tall Fire Pit

OPT-AVTFPCPR3030	Hammered Copper
OPT-AVTFPCS3030	Corten Steel
OPT-AVTFPSS3030	Stainless Steel
OPT-AVTFPPC3030	Powder Coat

- » Dimensions: 30" x 30"
- » Height: 24"
- » Burning Area: 18" x 18"
- » Base: 20" x 20"
- » BTU: 45K
- » Sugg. Fire Glass: 50 lbs.

### 36" Avalon Tall Fire Pit

OPT-AVTFPCPR3636	Hammered Copper
OPT-AVTFPCS3636	Corten Steel
OPT-AVTFPSS3636	Stainless Steel
OPT-AVTFPPC3636	Powder Coat

- » Dimensions: 36" x 36"
- » Height: 24"
- » Burning Area: 22" x 22"
- » Base: 24" x 24"
- » BTU: 65K
- » Sugg. Fire Glass: 50 lbs.

#### Optional Accessories

Unit	Canvas Cover
30" Avalon	OPT-CVR-3030-24H
36" Avalon	OPT-CVR-3636-24H

#### Bullet Burner Upgrades

Unit	Stainless Steel Bullet Burner
30" Avalon	OPT-BRDSS8
36" Avalon	OPT-BRDSS12

## Avalon Fire & Water Bowl - GFRC Concrete

Includes: Bowl, Copper Scupper (3/4" Inlet) Fire Pan, Burner, Whistle Free Hose, Gas Orifice, Mounting Bracket, Lava Rock. (3" Opening)

### 24" Bowl

OPT-AVLFW24  
OPT-AVLFW24E12V

- » Size: 24"
- » Height: 10"
- » Base: 13"
- » Burner: 8"
- » BTU: 45K
- » Sugg. Glass: 40 lbs.
- » Scupper: 8"
- » GPM: 7-10

### 30" Bowl

OPT-AVLFW30  
OPT-AVLFW30E12V

- » Size: 30"
- » Height: 12"
- » Base: 18"
- » Burner: 12"
- » BTU: 65K
- » Sugg. Glass: 55 lbs.
- » Scupper: 8"
- » GPM: 7-10

### 36" Bowl

OPT-AVLFW36  
OPT-AVLFW36E12V

- » Size: 36"
- » Height: 12"
- » Base: 20"
- » Burner: 12"
- » BTU: 65K
- » Sugg. Glass: 95 lbs.
- » Scupper: 10"
- » GPM: 7-10



30" LIMESTONE

#### Bullet Burner Upgrades

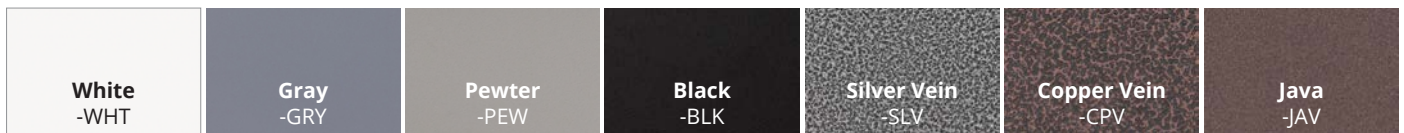
Unit	Stainless Steel Bullet Burner
24" Avalon	OPT-BRDSS8
30" Avalon	OPT-BRDSS12
36" Avalon	OPT-BRDSS12

#### Optional Accessories

Unit	Canvas Cover
24" Avalon	OPT-BCVR-2424-10H
30" Avalon	OPT-BCVR-3030-12H
36" Avalon	OPT-BCVR-3636-12H

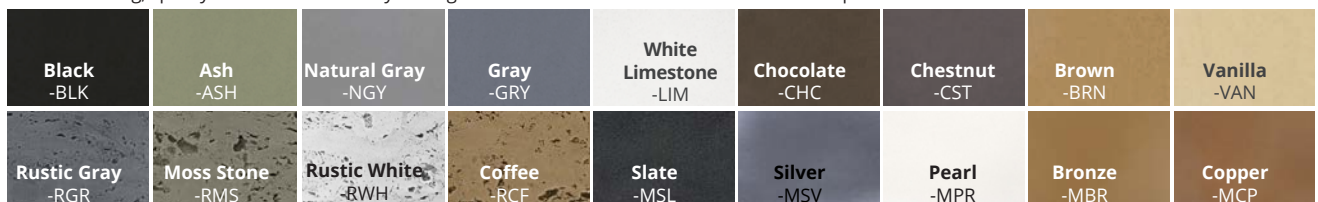
## POWDER COAT COLOR OPTIONS

When ordering, specify the powder coat color by adding the color code to the end of the Part #. **Example:** White Coronado Fire Pit = OPT-CORPC48-WHT



Metallic Finishes and Rustic Finishes are available at an extra charge

When ordering, specify the concrete color by adding the color code to the end of the Part #. **Example:** 27" Brown Sedona Water Bowl = OPT-27RWO-BRN





24" COPPER



24" STAINLESS STEEL

## Avalon Fire & Water Bowl - Hammered Patina Copper & Stainless Steel

Includes: Bowl, Copper Scupper (3/4" Inlet) Fire Pan, Burner, Whistle Free Hose, Gas Orifice, Mounting Bracket, Lava Rock.

### 24" Bowl

- OPT-24AVCPFWS - Copper
- OPT-24AVCPFWS12V - Copper
- OPT-24AVSSFW - Stainless
- OPT-24AVSSFW12V - Stainless
- OPT-24AVPCFW - Powder Coat
- OPT-24AVPCFW12V - Powder Coat

- » Size: 24"
- » Height: 10"
- » Base: 12"
- » Burner: 8"
- » BTU: 45K
- » Sugg. Glass: 45 lbs.
- » GPM: 7-10

### 30" Bowl

- OPT-30AVCPFWS - Copper
- OPT-30AVCPFWS12V - Copper
- OPT-30AVSSFW - Stainless
- OPT-30AVSSFW12V - Stainless
- OPT-30AVPCFW - Powder Coat
- OPT-30AVPCFW12V - Powder Coat

- » Size: 30"
- » Height: 13"
- » Base: 15"
- » Burner: 12"
- » BTU: 65K
- » Sugg. Glass: 60 lbs.
- » GPM: 7-10

### 36" Bowl

- OPT-36AVCPFWS - Copper
- OPT-36AVCPFWS12V - Copper
- OPT-36AVSSFW - Stainless
- OPT-36AVSSFW12V - Stainless
- OPT-36AVPCFW - Powder Coat
- OPT-36AVPCFW12V - Powder Coat

- » Size: 36"
- » Height: 13"
- » Base: 18"
- » Burner: 12"
- » BTU: 65K
- » Sugg. Glass: 90 lbs.
- » GPM: 7-10

### Bullet Burner Upgrades

Unit	Stainless Steel Bullet Burner
24" Avalon	OPT-BRDSS8
30" & 36" Avalon	OPT-BRDSS12

## Avalon Fire & Water Bowl - Wide Spill

Includes: Bowl, Copper Scupper (3/4" Inlet) Fire Pan, Burner, Whistle Free Hose, Gas Orifice, Mounting Bracket, Lava Rock.

Note: Burner upgrade available for both Fire Bowl and Fire & Water Bowl



24" COPPER

### 24" Bowl

- OPT-24AVCPFWSWS - Copper
- OPT-24AVCPFWSWS12V - Copper
- OPT-24AVSSFWWS - Stainless
- OPT-24AVSSFWWS12V - Stainless
- OPT-24AVPCFWWS - Powder Coat
- OPT-24AVPCFWWS12V - Powder Coat

- » Size: 24"
- » Height: 10"
- » Base: 12"
- » Burner: 8"
- » BTU: 45K
- » Sugg. Glass: 45 lbs.
- » GPM: 7-10

### 30" Bowl


- OPT-30AVCPFWSWS - Copper
- OPT-30AVCPFWSWS12V - Copper
- OPT-30AVSSFWWS - Stainless
- OPT-30AVSSFWWS12V - Stainless
- OPT-30AVPCFWWS - Powder Coat
- OPT-30AVPCFWWS12V - Powder Coat

- » Size: 30"
- » Height: 13"
- » Base: 15"
- » Burner: 12"
- » BTU: 65K
- » Sugg. Glass: 60 lbs.
- » GPM: 7-10

### 36" Bowl

- OPT-36AVCPFWSWS - Copper
- OPT-36AVCPFWSWS12V - Copper
- OPT-36AVSSFWWS - Stainless
- OPT-36AVSSFWWS12V - Stainless
- OPT-36AVPCFWWS - Powder Coat
- OPT-36AVPCFWWS12V - Powder Coat

- » Size: 36"
- » Height: 13"
- » Base: 18"
- » Burner: 12"
- » BTU: 65K
- » Sugg. Glass: 90 lbs.
- » GPM: 7-10



**All Water Bowls Include The Easy Flow Fitting**

All Water Bowls come with easy-flow water fitting that accommodates a 1 1/2" water line



**Key Valve Upgrade**  
OPT-KVI

Installed Onto Bowl: Key Valve, Installation Bracket, & Gas Hoses

**Optional Avalon Canvas Cover**

24" Cover - OPT-BCVR-2424-10H  
30" Cover - OPT-BCVR-3030-13H  
36" Cover - OPT-BCVR-3636-13H



# Avalon Fire & Water Bowl - Twin Spill

Includes: Bowl, Copper Scupper (3/4" Inlet) Fire Pan, Burner, Whistle Free Hose, Gas Orifice, Mounting Bracket, Lava Rock.



24" COPPER

### 24" Bowl

- OPT-24AVPCFWTS - Copper
- OPT-24AVCPFWTSE12V - Copper
- OPT-24AVSSFWTS - Stainless
- OPT-24AVSSFWTSE12V - Stainless
- OPT-24AVPCFWTS- Powder Coat
- OPT-24AVPCFWTSE12V - Powder Coat

- » Size: 24"
- » Height: 10"
- » Base: 12"
- » Burner: 8"
- » BTU: 45K
- » Sugg. Glass: 45 lbs.
- » GPM: 7-10

### 30" Bowl

- OPT-30AVPCFWTS - Copper
- OPT-30AVCPFWTSE12V - Copper
- OPT-30AVSSFWTS - Stainless
- OPT-30AVSSFWTSE12V - Stainless
- OPT-30AVPCFWTS- Powder Coat
- OPT-30AVPCFWTSE12V - Powder Coat

- » Size: 30"
- » Height: 13"
- » Base: 15"
- » Burner: 12"
- » BTU: 65K
- » Sugg. Glass: 60 lbs.
- » GPM: 7-10

### 36" Bowl

- OPT-36AVPCFWTS - Copper
- OPT-36AVCPFWTSE12V - Copper
- OPT-36AVSSFWTS - Stainless
- OPT-36AVSSFWTSE12V - Stainless
- OPT-36AVPCFWTS- Powder Coat
- OPT-36AVPCFWTSE12V - Powder Coat

- » Size: 36"
- » Height: 13"
- » Base: 18"
- » Burner: 12"
- » BTU: 65K
- » Sugg. Glass: 90 lbs.
- » GPM: 7-10

### Bullet Burner Upgrades

Unit	Stainless Steel Bullet Burner
24" Avalon	OPT-BRDSS8
30" & 36" Avalon	OPT-BRDSS12

Note: Burner upgrade available for both Fire Bowl and Fire & Water Bowl



24" BLACK

# Avalon Planter Bowl - GFRC Concrete

Includes: Bowl Only  
(Soil and plants not included.) (3" Opening)

### 24" Bowl

OPT-AVLPO24

- » Size: 24"
- » Height: 10"
- » Base: 13"
- » Soil Usage: 1.5 ft<sup>3</sup>

### 30" Bowl

OPT-AVLPO30

- » Size: 30"
- » Height: 12"
- » Base: 18"
- » Soil Usage: 2.5 ft<sup>3</sup>

### 36" Bowl

OPT-AVLPO36

- » Size: 36"
- » Height: 12"
- » Base: 20"
- » Soil Usage: 3.5 ft<sup>3</sup>

Metallic Finishes and Rustic Finishes are available at an extra charge

When ordering, specify the concrete color by adding the color code to the end of the Part #. Example: 27" Brown Sedona Water Bowl = OPT-27RWO-BRN

<b>Black</b> -BLK	<b>Ash</b> -ASH	<b>Natural Gray</b> -NGY	<b>Gray</b> -GRY	<b>White Limestone</b> -LIM	<b>Chocolate</b> -CHC	<b>Chestnut</b> -CST	<b>Brown</b> -BRN	<b>Vanilla</b> -VAN
<b>Rustic Gray</b> -RGR	<b>Moss Stone</b> -RMS	<b>Rustic White</b> -RWH	<b>Coffee</b> -RCF	<b>Slate</b> -MSL	<b>Silver</b> -MSV	<b>Pearl</b> -MPR	<b>Bronze</b> -MBR	<b>Copper</b> -MCP

## Avalon Planter & Water Bowl - GFRC Concrete

Includes: Bowl, Copper Scupper (3/4" Inlet) (3" Opening)  
(Soil and plants not included)



24" LIMESTONE

**24" Bowl**  
OPT-AVLPW24

- » Size: 24"
- » Height: 10"
- » Base: 13"
- » Soil Usage: 1.5 ft<sup>3</sup>
- » Scupper: 8"
- » GPM: 7-10

**30" Bowl**  
OPT-AVLPW30

- » Size: 30"
- » Height: 12"
- » Base: 18"
- » Soil Usage: 2.5 ft<sup>3</sup>
- » Scupper: 8"
- » GPM: 7-10

**36" Bowl**  
OPT-AVLPW36

- » Size: 36"
- » Height: 12"
- » Base: 20"
- » Soil Usage: 3.5 ft<sup>3</sup>
- » Scupper: 12"
- » GPM: 7-10

## Avalon Water Bowl - GFRC Concrete

Includes: Bowl, Copper Spillway, &  
Smooth Flow Water Fitting (1 1/2" Inlet)



24" BROWN

**24" Bowl**  
OPT-AVLWO24

- » Size: 24"
- » Height: 10"
- » Base: 13"
- » Scupper: 8"
- » GPM: 7-10

**30" Bowl**  
OPT-AVLWO30

- » Size: 30"
- » Height: 12"
- » Base: 18"
- » Scupper: 8"
- » GPM: 7-10

**36" Bowl**  
OPT-AVLWO36

- » Size: 36"
- » Height: 12"
- » Base: 20"
- » Scupper: 10"
- » GPM: 7-10



24" COPPER



24" STAINLESS STEEL

## Avalon Water Bowl - Hammered Patina Copper & Stainless Steel

Includes: Bowl, Copper Spillway, (1 1/2" Water Inlet)

**24" Bowl**  
OPT-24AVSSWO - Stainless  
OPT-24AVCPWO - Copper  
OPT-24AVPCWO - Powder Coat

- » Size: 24"
- » Height: 10"
- » Base: 12"
- » Scupper: 8"
- » GPM: 7-10

**30" Bowl**  
OPT-30AVSSWO - Stainless  
OPT-30AVCPWO - Copper  
OPT-30AVPCWO - Powder Coat

- » Size: 30"
- » Height: 13"
- » Base: 15"
- » Scupper: 8"
- » GPM: 7-10

**36" Bowl**  
OPT-36AVSSWO - Stainless  
OPT-36AVCPWO - Copper  
OPT-36AVPCWO - Powder Coat

- » Size: 36"
- » Height: 13"
- » Base: 18"
- » Scupper: 10"
- » GPM: 20



### All Water Bowls Include The Easy Flow Fitting

All Water Bowls come with easy-flow water fitting that accommodates a 1 1/2" water line



### Key Valve Upgrade

OPT-KVI

Installed Onto Bowl: Key Valve, Installation Bracket, & Gas Hoses

### Optional Avalon Canvas Cover

24" Cover - OPT-BCVR-2424-10H  
30" Cover - OPT-BCVR-3030-12H  
36" Cover - OPT-BCVR-3636-12H





# THE OUTDOOR PLUS

USA MANUFACTURER OF FIRE & WATER PRODUCTS

BOWLS



Bowls Collections

LUNA





30" BROWN

## Luna GFRC Fire Bowl

Includes: Bowl, Fire Pan, Burner, Whistle Free Hose, Gas Orifice, Lava Rock. (3" Opening)

- |                       |                         |
|-----------------------|-------------------------|
| <b>30" Bowl</b>       | <b>38" Bowl</b>         |
| OPT-LUNFO30           | OPT-LUNFO38             |
| OPT-LUNFO30E12V       | OPT-LUNFO38E12V         |
| » Size: 30"           | » Size: 38"             |
| » Height: 15"         | » Height: 16"           |
| » Base: 14"           | » Base: 20"             |
| » Burner: 8"          | » Burner: 12"           |
| » BTU: 45K            | » BTU: 65K              |
| » Sugg. Glass: 50lbs. | » Sugg. Glass: 100 lbs. |

### Bullet Burner Upgrades

Unit	Stainless Steel Bullet Burner
30" Luna	OPT-BRDSS10
38" Luna	OPT-BRDSS12

### Optional Accessories

Unit	Canvas Cover
30" Luna	OPT-BCVR-30R-15H
38" Luna	OPT-BCVR-38R-16H

## Luna Fire Pit - GFRC Concrete

Cannot Store Propane Tank

### 30" Luna

- |               |                    |
|---------------|--------------------|
| OPT-LUN30     | Match Lit Ignition |
| OPT-LUN30FSML | Flame Sense        |
| OPT-LUN30EKIT | Plug & Play        |

- » Diameter: 30"
- » Height: 15"
- » Base Diameter: 14"
- » Burn Area Diameter: 24"
- » Weight: 140 lbs.
- » BTU: 55K
- » Sugg. Fire Glass: 50 lbs.

### 38" Luna

- |               |                    |
|---------------|--------------------|
| OPT-LUN38     | Match Lit Ignition |
| OPT-LUN38FSML | Flame Sense        |
| OPT-LUN38EKIT | Plug & Play        |

- » Diameter: 38"
- » Height: 16"
- » Base Diameter: 20"
- » Burn Area Diameter: 30"
- » Weight: 285 lbs.
- » BTU: 65K
- » Sugg. Fire Glass: 75 lbs.

### Bullet Burner Upgrades

Unit	Stainless Steel Bullet Burner
30" Luna	OPT-BRDSS10
38" Luna	OPT-BRDSS12

### Optional Accessories

Unit	Canvas Cover	Stainless Lid
30" Luna	OPT-CVR-30R-14H	OPT-28RC
38" Luna	OPT-CVR-38R-16H	OPT-34RC



30" BROWN



30" CHESTNUT

## Luna GFRC Fire & Water Bowl

Includes: Bowl, Copper Scupper (3/4" Inlet) Fire Pan, Burner, Whistle Free Hose, Gas Orifice, Lava Rock. (3" Opening)

- |                       |                         |
|-----------------------|-------------------------|
| <b>30" Bowl</b>       | <b>38" Bowl</b>         |
| OPT-LUNFW30           | OPT-LUNFW38             |
| OPT-LUNFW30E12V       | OPT-LUNFW38E12V         |
| » Size: 30"           | » Size: 38"             |
| » Height: 15"         | » Height: 16"           |
| » Base: 14"           | » Base: 22"             |
| » Burner: 8"          | » Burner: 12"           |
| » BTU: 45K            | » BTU: 65K              |
| » Sugg. Glass: 50lbs. | » Sugg. Glass: 100 lbs. |
| » GPM: 7-10           | » GPM: 7-10             |

### Bullet Burner Upgrades

Unit	Stainless Steel Bullet Burner
30" Luna	OPT-BRDSS8
38" Luna	OPT-BRDSS12

### Optional Accessories

Unit	Canvas Cover
30" Luna	OPT-BCVR-30R-15H
38" Luna	OPT-BCVR-38R-16H



# Luna Fire Bowl - Powder Coat

## 30" Bowl

OPT-LUNFOPC30  
OPT-LUNFOPC30E12V

- » Size: 30"
- » Height: 15"
- » Base: 14"
- » Burner: 8"
- » BTU: 45K
- » Sugg. Glass: 50lbs.

## 38" Bowl

OPT-LUNFOPC38  
OPT-LUNFOPC38E12V

- » Size: 38"
- » Height: 16"
- » Base: 22"
- » Burner: 12"
- » BTU: 65K
- » Sugg. Glass: 100 lbs.



### Bullet Burner Upgrades

Unit	Stainless Steel Bullet Burner
30" Luna	OPT-BRDSS10
38" Luna	OPT-BRDSS12

### Optional Accessories

Unit	Canvas Cover
30" Luna	OPT-BCVR-30R-15H
38" Luna	OPT-BCVR-38R-16H

# Luna GFRC Water Bowl

Includes: Bowl, Copper Spillway, & Smooth Flow Water Fitting (1 1/2" Inlet)



## 30" Bowl

OPT-LUNWO30

- » Size: 30"
- » Height: 15"
- » Base: 14"
- » GPM: 7-10

## 38" Bowl

OPT-LUNWO38

- » Size: 38"
- » Height: 16"
- » Base: 22"
- » GPM: 7-10

### Optional Accessories

Unit	Canvas Cover
30" Luna	OPT-BCVR-30R-15H
38" Luna	OPT-BCVR-38R-16H

Metallic Finishes and Rustic Finishes are available at an extra charge

When ordering, specify the concrete color by adding the color code to the end of the Part #. Example: 27" Brown Sedona Water Bowl = OPT-27RWO-BRN

<b>Black</b> -BLK	<b>Ash</b> -ASH	<b>Natural Gray</b> -NGY	<b>Gray</b> -GRY	<b>White Limestone</b> -LIM	<b>Chocolate</b> -CHC	<b>Chestnut</b> -CST	<b>Brown</b> -BRN	<b>Vanilla</b> -VAN
<b>Rustic Gray</b> -RGR	<b>Moss Stone</b> -RMS	<b>Rustic White</b> -RWH	<b>Coffee</b> -RCF	<b>Slate</b> -MSL	<b>Silver</b> -MSV	<b>Pearl</b> -MPR	<b>Bronze</b> -MBR	<b>Copper</b> -MCP



30" LIMESTONE



38" NATURAL GRAY

## Luna GFRC Planter Bowl

Includes: Bowl Only  
(Soil and plants not included.) (3" Opening)

30" Bowl  
OPT-LUNPO30

- » Size: 30"
- » Height: 15"
- » Base: 14"
- » Soil Usage: 4 ft<sup>3</sup>

38" Bowl  
OPT-LUNPO38

- » Size: 38"
- » Height: 16"
- » Base: 20"
- » Soil Usage: 6.5 ft<sup>3</sup>

## Luna GFRC Planter & Water Bowl

Includes: Bowl, Copper Scupper (¾" Inlet) (3" Opening)  
(Soil and plants not included)

30" Bowl  
OPT-LUNPW30

- » Size: 30"
- » Height: 15"
- » Base: 14"
- » Soil Usage: 4 ft<sup>3</sup>
- » Scupper: 8"
- » GPM: 7-10

38" Bowl  
OPT-LUNPW38

- » Size: 38"
- » Height: 16"
- » Base: 20"
- » Soil Usage: 6.5 ft<sup>3</sup>
- » Scupper: 8"
- » GPM: 7-10

The Outdoor Plus individually handcrafts all products shown here. Finishes are subject to slight texture/color variations.



### All Water Bowls Include The Easy Flow Fitting

All Water Bowls come with easy-flow water fitting that accommodates a 1 ½" water line



### Key Valve Upgrade

OPT-KVI

Installed Onto Bowl: Key Valve, Installation Bracket, & Gas Hoses

### Optional Luna Canvas Cover

30" Cover - OPT-BCVR-30R-15H  
38" Cover - OPT-BCVR-38R-16H





# THE OUTDOOR PLUS

USA MANUFACTURER OF FIRE & WATER PRODUCTS

BOWLS



Bowls Collections

ROMA



36" BROWN

## Roma GFRC Fire Bowl

Includes: Bowl, Fire Pan, Burner, Whistle Free Hose, Gas Orifice, Mounting Bracket, Lava Rock. (3" Opening)

### 24" Bowl

OPT-ROMFO24  
OPT-ROMFO24E12V

- » Size: 24"
- » Height: 10"
- » Base: 9"
- » Burner: 8"
- » BTU: 45K
- » Sugg. Glass: 40 lbs.

### 36" Bowl

OPT-ROMFO36  
OPT-ROMFO36E12V

- » Size: 36"
- » Height: 16"
- » Base: 18"
- » Burner: 12"
- » BTU: 45K
- » Sugg. Glass: 55 lbs.

### Bullet Burner Upgrades

Unit	Stainless Steel Bullet Burner
24" Roma	OPT-BRDSS8
36" Roma	OPT-BRDSS12

### Optional Accessories

Unit	Canvas Cover
24" Roma	OPT-BCVR-24R-10H
36" Roma	OPT-BCVR-36R-16H



36" NATURAL GRAY

## Roma GFRC Fire & Water Bowl

Includes: Bowl, Copper Scupper (¾" Inlet) Fire Pan, Burner, Whistle Free Hose, Gas Orifice, Mounting Bracket, Lava Rock. (3" Opening)

### 24" Bowl

OPT-ROMFW24  
OPT-ROMFW24E12V

- » Size: 24"
- » Height: 10"
- » Base: 9"
- » Burner: 8"
- » BTU: 45K
- » Sugg. Glass: 40 lbs.
- » Scupper: 8"
- » GPM: 7-10

### 36" Bowl

OPT-ROMFW36  
OPT-ROMFW36E12V

- » Size: 36"
- » Height: 16"
- » Base: 18"
- » Burner: 12"
- » BTU: 65K
- » Sugg. Glass: 55 lbs.
- » Scupper: 8"
- » GPM: 7-10

### Bullet Burner Upgrades

Unit	Stainless Steel Bullet Burner
24" Roma	OPT-BRDSS8
36" Roma	OPT-BRDSS12

### Optional Accessories

Unit	Canvas Cover
24" Roma	OPT-BCVR-24R-10H
36" Roma	OPT-BCVR-36R-16H

Metallic Finishes and Rustic Finishes are available at an extra charge

When ordering, specify the concrete color by adding the color code to the end of the Part #. Example: 27" Brown Sedona Water Bowl = OPT-27RWO-BRN

<b>Black</b> -BLK	<b>Ash</b> -ASH	<b>Natural Gray</b> -NGY	<b>Gray</b> -GRY	<b>White Limestone</b> -LIM	<b>Chocolate</b> -CHC	<b>Chestnut</b> -CST	<b>Brown</b> -BRN	<b>Vanilla</b> -VAN
<b>Rustic Gray</b> -RGR	<b>Moss Stone</b> -RMS	<b>Rustic White</b> -RWH	<b>Coffee</b> -RCF	<b>Slate</b> -MSL	<b>Silver</b> -MSV	<b>Pearl</b> -MPR	<b>Bronze</b> -MBR	<b>Copper</b> -MCP





24" VANILLA

## Roma GFRC Planter Bowl

Includes: Bowl Only  
(Soil and plants not included.) (3" Opening)

- |                                    |                                   |
|------------------------------------|-----------------------------------|
| <b>24" Bowl</b><br>OPT-ROMPO24     | <b>36" Bowl</b><br>OPT-ROMPO36    |
| » Size: 24"                        | » Size: 36"                       |
| » Height: 10"                      | » Height: 16"                     |
| » Base: 9"                         | » Base: 18"                       |
| » Soil Usage: 1.25 ft <sup>3</sup> | » Soil Usage: 2.5 ft <sup>3</sup> |

## Roma GFRC Planter & Water Bowl

Includes: Bowl, Copper Scupper (¾" Inlet) (3" Opening)  
(Soil and plants not included)

- |                                    |                                   |
|------------------------------------|-----------------------------------|
| <b>24" Bowl</b><br>OPT-ROMPW24     | <b>36" Bowl</b><br>OPT-ROMPW36    |
| » Size: 24"                        | » Size: 36"                       |
| » Height: 10"                      | » Height: 16"                     |
| » Base: 9"                         | » Base: 18"                       |
| » Soil Usage: 1.25 ft <sup>3</sup> | » Soil Usage: 2.5 ft <sup>3</sup> |
| » Scupper: 8"                      | » Scupper: 8"                     |
| » GPM: 7-10                        | » GPM: 7-10                       |



36" CHOCOLATE

## Roma GFRC Water Bowl


Includes: Bowl, Copper Spillway, &  
Smooth Flow Water Fitting (1 ½" Inlet)

- |                                |                                |
|--------------------------------|--------------------------------|
| <b>24" Bowl</b><br>OPT-ROMWO24 | <b>36" Bowl</b><br>OPT-ROMWO36 |
| » Size: 24"                    | » Size: 36"                    |
| » Height: 10"                  | » Height: 16"                  |
| » Base: 9"                     | » Base: 18"                    |
| » Scupper: 8"                  | » Scupper: 8"                  |
| » GPM: 7-10                    | » GPM: 7-10                    |

Metallic Finishes and Rustic Finishes are available at an extra charge

When ordering, specify the concrete color by adding the color code to the end of the Part #. Example: 27" Brown Sedona Water Bowl = OPT-27RWO-BRN

<b>Black</b> -BLK	<b>Ash</b> -ASH	<b>Natural Gray</b> -NGY	<b>Gray</b> -GRY	<b>White Limestone</b> -LIM	<b>Chocolate</b> -CHC	<b>Chestnut</b> -CST	<b>Brown</b> -BRN	<b>Vanilla</b> -VAN
<b>Rustic Gray</b> -RGR	<b>Moss Stone</b> -RMS	<b>Rustic White</b> -RWH	<b>Coffee</b> -RCF	<b>Slate</b> -MSL	<b>Silver</b> -MSV	<b>Pearl</b> -MPR	<b>Bronze</b> -MBR	<b>Copper</b> -MCP



**All Water Bowls Include The Easy Flow Fitting**

All Water Bowls come with easy-flow water fitting that accommodates a 1 ½" water line



**Key Valve Upgrade**  
OPT-KVI

Installed Onto Bowl: Key Valve, Installation Bracket, & Gas Hoses

**Optional Roma Canvas Cover**

24" Cover - OPT-BCVR-24R-10H  
37" Cover - OPT-BCVR-36R-16H



# THE OUTDOOR PLUS

USA MANUFACTURER OF FIRE & WATER PRODUCTS



Bowls Collections  
REMI





31" COPPER

## Remi Fire Bowl

Includes: Bowl, Fire Pan, Burner, Whistle Free Hose, Gas Orifice, Mounting Bracket, Lava Rock.

OPT-31RCFO  
OPT-31RCFOE12V

- » Size: 31"
- » Height: 11"
- » Base: 13"
- » Burner: 12"
- » BTU: 45K
- » Sugg. Glass: 75 lbs.

### Bullet Burner Upgrades

Unit	Stainless Steel Bullet Burner
31" Remi	OPT-BRDSS12



31" COPPER

## Remi Fire & Water Bowl

Includes: Bowl, Copper Scupper (3/4" Inlet) Fire Pan, Burner, Whistle Free Hose, Gas Orifice, Mounting Bracket, Lava Rock.

OPT-31RCFW   
OPT-31RCFWE12V

- » Size: 31"
- » Height: 11"
- » Base: 13"
- » Burner: 12"
- » BTU: 45K
- » Sugg. Glass: 75 lbs.
- » Scupper: 10"
- » GPM: 7-10



31" COPPER

## Fire & Water Bowl - Gravity Spill

Includes: Bowl, Fire Pan, Burner, Whistle Free Hose, Gas Orifice, Mounting Bracket, Lava Rock. (1 1/2" Water Inlet)

OPT-31RCFWGS   
OPT-31RCFWGSE12V

- » Size: 31"
- » Height: 11.5"
- » Base: 13"
- » Burner: 12"
- » BTU: 45K
- » Sugg. Glass: 75 lbs.
- » Scupper: 10"
- » GPM: 7-10



31" COPPER

## Remi Planter Bowl

Includes: Bowl Only  
(Soil and plants not included.)

OPT-31RCPO

- » Size: 31"
- » Height: 11"
- » Base: 13"
- » Soil Usage: 2.5 ft<sup>3</sup>



31" COPPER

## Remi Planter & Water Bowl

Includes: Bowl, Copper Scupper (3/4" Inlet)  
(Soil and plants not included)

OPT-31RCPW

- » Size: 31"
- » Height: 11"
- » Base: 13"
- » Soil Usage: 2.5 ft<sup>3</sup>
- » Scupper: 10"
- » GPM: 7-10



31" COPPER

## Remi Water Bowl

Includes: Bowl, Copper Spillway,  
(1 1/2" Water Inlet)

OPT-31RCWO

- » Size: 31"
- » Height: 11"
- » Base: 13"
- » Scupper: 10"
- » GPM: 7-10



### All Water Bowls Include The Easy Flow Fitting

All Water Bowls come with easy-flow water fitting that accommodates a 1 1/2" water line



### Key Valve Upgrade

OPT-KVI

Installed Onto Bowl: Key Valve, Installation Bracket, & Gas Hoses

### Optional Remi Canvas Cover

31" Cover - OPT-BCVR-31R-11H





# THE OUTDOOR PLUS

USA MANUFACTURER OF FIRE & WATER PRODUCTS



## Bowls Collections

### NILE



# Nile Fire & Water Bowl - Metal Collection

Includes: Bowl, Copper Scupper (3/4" Inlet) Fire Pan, Burner, Whistle Free Hose, Gas Orifice, Mounting Bracket, Lava Rock.

## 24" Bowl

- OPT-24NLCPPF    Hammered Copper
- OPT-24NLSSTF    Stainless Steel
- OPT-24NLPCHF    Powder Coat
- » Width: 24"
- » Length: 32"
- » Height: 14"
- » Base: 14" x 9"
- » Burner: 12"
- » BTU: 20 K
- » GPM: 20

## 30" Bowl

- OPT-30NLCPPF    Hammered Copper
- OPT-30NLSSTF    Stainless Steel
- OPT-30NLPCHF    Powder Coat
- » Width: 30"
- » Length: 40"
- » Height: 14"
- » Base: 16" x 12"
- » Burner: 18"
- » BTU: 30K
- » GPM: 20

## 36" Bowl

- OPT-36NLCPPF    Hammered Copper
- OPT-36NLSSTF    Stainless Steel
- OPT-36NLPCHF    Powder Coat
- » Width: 36"
- » Length: 48"
- » Height: 14"
- » Base: 18" x 15"
- » Burner: 24"
- » BTU: 40K
- » GPM: 20



30" COPPER

### Optional Accessories

Unit	Canvas Cover
24" Nile	OPT-BCVR-3224-14H
30" Nile	OPT-BCVR-4030-14H
36" Nile	OPT-BCVR-4836-14H

### Bullet Burner Upgrades

Unit	Stainless Steel Bullet Burner
24" Nile	OPT-B12SST
30" Nile	OPT-B18SST
36" Nile	OPT-B24SST

**Note: Available only in Hammered Copper, Powder Coat & Stainless Steel**



30" NILE FIRE & WATER BOWL

## Gladiator Powder Coat Fire Bowl

Does not include door for propane tank storage

### 24" Gladiator Fire Pit

OPT-GLDPC24 Match Lit  
OPT-GLDPC24E12V Low Voltage

- » Dimensions: 24" x 24"
- » Height: 12"
- » Burning Area: 20" x 20"
- » Weight: 120 lbs
- » BTU: 65K
- » Sugg. Fire Glass: 42 lbs

### 30" Gladiator Fire Pit

OPT-GLDPC30 Match Lit  
OPT-GLDPC30E12V Low Voltage

- » Dimensions: 30" x 30"
- » Height: 12"
- » Burning Area: 26" x 26"
- » Weight: 135 lbs
- » BTU: 65K
- » Sugg. Fire Glass: 70 lbs

### 36" Gladiator Fire Pit

OPT-GLDPC36 Match Lit  
OPT-GLDPC36E12V Low Voltage

- » Dimensions: 36" x 36"
- » Height: 12"
- » Burning Area: 32" x 32"
- » Weight: 148 lbs
- » BTU: 65K
- » Sugg. Fire Glass: 106 lbs



### Optional Accessories

Unit	Canvas Cover
24v Gladiator	OPT-BCVR-2424-10H
30" Gladiator	OPT-BCVR-2424-10H
36" Gladiator	OPT-BCVR-3636-12H

### Bullet Burner Upgrades

Unit	Stainless Steel Bullet Burner
24" Gladiator	OPT-BRDSS8
30" Gladiator	OPT-BRDSS8
36" Gladiator	OPT-BRDSS12

## Rodeo GFRC Fire Bowl

Includes: Bowl, Fire Pan, Burner, Whistle Free Hose, Gas Orifice, Mounting Bracket, Lava Rock. (3" Opening)

### 36" Rodeo Bowl

OPT-RDO36  
OPT-RDO36E12V

- » Size: 36"
- » Height: 13.5"
- » Base: 14"
- » Burner: 12"
- » BTU: 45K
- » Sugg. Glass: 162 lbs.

### Bullet Burner Upgrades

Unit	Stainless Steel Bullet Burner
36" Rodeo	OPT-BRDSS12

### Optional Accessories

Unit	Canvas Cover
36" Rodeo	OPT-BCVR-36R-9H







# THE OUTDOOR PLUS

USA MANUFACTURER OF FIRE & WATER PRODUCTS

Scuppers



SCUPPERS  
COLLECTION



# SCUPPERS AND WATER FEATURES

The Outdoor Plus has many styles of scuppers to compliment any style pool & water feature. Each scupper starts as a sheet of high grade copper and then measured, cut and welded all by hand. Each piece is then finished with a dark patina for a luxurious look.

Scuppers

- Custom Sizes & Styles Available
- Suitable for Chlorine & Salt Water Pools
- Manufactured By Hand in the USA

- Lacquer Finish to slow down natural patina
- All Items Include a port for ground wires

- All scuppers utilize a 1½" water inlet.
- For scuppers with inlets, 1 inlet is added every 12"



## Radius Style



PART #	W	H	D
OPT-RSE8	8"	4"	8"
OPT-RSE12	12"	4"	8"
OPT-RSE24	24"	4"	8"
OPT-RSE36	36"	4"	8"
OPT-RSE48	48"	4"	8"

## Smooth Flow Radius Style



PART #	W	H	D
OPT-SFR8	8"	4"	7"
OPT-SFR12	12"	4"	7"
OPT-SFR24	24"	4"	7"
OPT-SFR36	36"	4"	7"
OPT-SFR48	48"	4"	7"

## Straight Spillway

DOES NOT UTILIZE A WATER INLET




PART #	W	H	D
OPT-SS6	6"	2"	8"
OPT-SS8	8"	2"	8"
OPT-SS10	10"	2"	8"
OPT-SS12	12"	2"	8"

## Smooth Flow Style



PART #	W	H	D
OPT-SFS8	8"	4"	8"
OPT-SFS12	12"	4"	8"
OPT-SFS24	24"	4"	8"
OPT-SFS36	36"	4"	8"
OPT-SFS48	48"	4"	8"

## U-Shaped Style



PART #	W	H	D
OPT-USS6	6"	6"	10"
OPT-USS8	8"	6"	10"
OPT-USS10	10"	6"	10"
OPT-USS12	12"	6"	10"

## Scoop Style



PART #	W	H	D
OPT-SCS4	4"	4"	4"
OPT-SCS6	6"	6"	4"
OPT-SCS8	8"	8"	4"

## Box Style



PART #	W	H	D
OPT-BX6	6"	6"	8"
OPT-BX8	8"	8"	8"
OPT-BX10	10"	10"	8"
OPT-BX12	12"	12"	8"

## Arch Flow



PART #	W	H	D
OPT-ARF8	8"	5"	8"
OPT-ARF12	12"	5"	8"
OPT-ARF24	24"	5"	8"
OPT-ARF36	36"	5"	8"
OPT-ARF48	48"	5"	8"

## V-Shape Style



PART #	W	H	D
OPT-WS6	6"	5"	12"
OPT-WS8	8"	5"	12"
OPT-WS10	10"	5"	12"
OPT-WS12	12"	5"	12"

## Single V Scupper




PART #	W	H	D
OPT-VSS4	4"	4"	3"
OPT-VSS5	5"	4"	3"
OPT-VSS6	6"	4"	3"
OPT-VSS7	7"	4"	3"
OPT-VSS8	8"	4"	3"

## Rain Fall Style



PART #	W	H	D
OPT-RNS6	6"	4"	3.5"
OPT-RNS8	8"	4"	3.5"
OPT-RNS12	12"	4"	3.5"
OPT-RNS24	24"	4"	3.5"
OPT-RNS36	36"	4"	3.5"

## Cannon Style




PART #	W	H	D
OPT-CS2	2"	6"	12"
OPT-CS3	3"	6"	12"



**Mini Scuppers Available In Two Options**

Threaded Back & Open Back



**Angled Mini Scupper**

THREADED BACK	OPEN BACK	W	H	L
OPT-MSAN12T	OPT-MSAN12O	2.5"	2.5"	12"



**Boxed Mini Scupper**

THREADED BACK	OPEN BACK	W	H	L
OPT-MSBX12T	OPT-MSBX12O	2.5"	2.5"	12"



**Cannon Mini Scupper**

THREADED BACK	OPEN BACK	D	L
OPT-MSCN12T	OPT-MSCN12O	2.5"	12"



**Chamfered Mini Scupper**

THREADED BACK	OPEN BACK	W	H	L
OPT-MSCH12T	OPT-MSCH12O	2.5"	2.5"	12"



**Scalloped Mini Scupper**

THREADED BACK	OPEN BACK	W	H	L
OPT-MSSC12T	OPT-MSSC12O	2.5"	2.5"	12"

**Cazo Water Bowl - Wall Mounted**

Includes Bowl Only (1 1/2" Water Inlet)



PART #	WIDTH	BASE WIDTH	HEIGHT	DEPTH	GPM
OPT-R24CPWMT	24"	10"	10"	15"	12-15
OPT-R30CPWMT	30"	12"	10"	18"	12-15

**Maya Water Bowl - Wall Mounted**

Includes Bowl Only (1 1/2" Water Inlet)



PART #	WIDTH	BASE WIDTH	HEIGHT	DEPTH	GPM
OPT-24SCWMT	24"	12"	10"	15"	12-15
OPT-30SCWMT	30"	12"	10"	18"	12-15



**Tsunami Scupper**

Scupper is fed water from base.

STAINLESS STEEL	POWDER COAT	WIDTH	BASE	HEIGHT	DEPTH	GPM
OPT-TSUSCPSS30	OPT-TSUSCPPC30	30"	12" x 12"	36"	45.5"	12-15



## Altisimo - Wall Scupper

Upper uses back water inlet

PART #	WIDTH	SCUPPER LENGTH	HEIGHT	DEPTH	GPM
OPT-8ALTWS	8"	12"	40"	6"	12-15
OPT-12ALTWS	12"	12"	40"	6"	12-15
OPT-16ALTWS	16"	13"	40"	6"	12-15

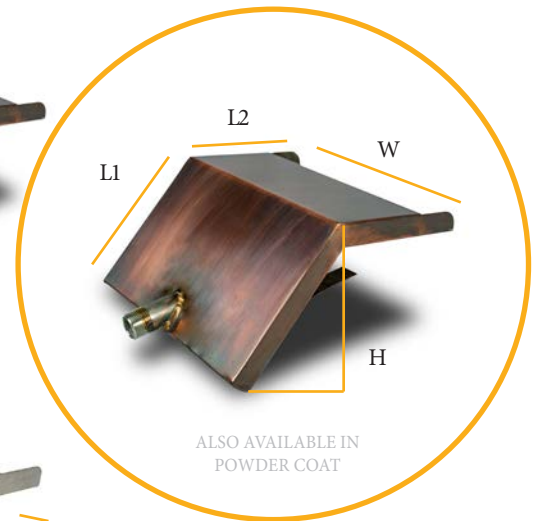

## Bowl Scupper - Metal

Scupper used to Upgrade Fire Bowl into Fire & Water Bowl. uses back water inlet.

COPPER	STAINLESS STEEL	POWDER COAT	WIDTH	LENGTH 1	LENGTH 2	HEIGHT	GPM
OPT-BSCPCPR8	OPT-BSCPSS8	OPT-BSCPPC8	8"	5.5"	4.5"	5"	12-15
OPT-BSCPCPR10	OPT-BSCPSS10	OPT-BSCPPC10	10"	5.5"	5.5"	5"	12-15
OPT-BSCPCPR12	OPT-BSCPSS12	OPT-BSCPPC12	12"	5.5"	5.5"	5"	12-15
OPT-BSCPCPR16	OPT-BSCPSS16	OPT-BSCPPC16	16"	6.5"	6.5"	5"	12-15




COPPER MODEL SHOWN



ALSO AVAILABLE IN POWDER COAT

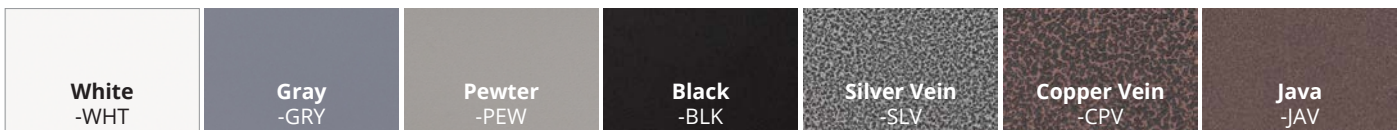


STAINLESS STEEL MODEL SHOWN



### POWDER COAT COLOR OPTIONS

When ordering, specify the powder coat color by adding the color code to the end of the Part #. **Example:** White Coronado Fire Pit = OPT-CORPC48-WHT







# THE OUTDOOR PLUS

USA MANUFACTURER OF FIRE & WATER PRODUCTS

Fire Pits



Fire Pits Collections  

---

DEL MAR



# Del Mar Fire Pit - Concrete

Cannot Store Propane Tank



## 48" Del Mar

- OPT-CORGFRC48 Match Lit
- OPT-CORGFRC48FSML Flame Sense
- OPT-CORGFRC48EKIT Plug & Play

- » Dimensions: 48" x 28"
- » Height: 15"
- » Burning Area: 32" x 12"
- » Weight: 375 lbs.
- » BTU: 40K
- » Sugg. Fire Glass: 50 lbs.

## 60" Del Mar

- OPT-DEL6028 Match Lit
- OPT-DEL6028FSML Flame Sense
- OPT-DEL6028EKIT Plug & Play

- » Dimensions: 60" x 28"
- » Height: 15"
- » Burning Area 44" x 12"
- » Weight: 435 lbs.
- » BTU: 50K
- » Sugg. Fire Glass: 50 lbs.

## 72" Del Mar

- OPT-DEL7228 Match Lit
- OPT-DEL7228FSML Flame Sense
- OPT-DEL7228EKIT Plug & Play

- » Dimensions: 72" x 28"
- » Height: 15"
- » Burning Area: 56" x 12"
- » Weight: 510 lbs.
- » BTU: 70K
- » Sugg. Fire Glass: 75 lbs.

## 84" Del Mar

- OPT-DEL8428 Match Lit
- OPT-DEL8428FSML Flame Sense
- OPT-DEL8428EKIT Plug & Play

- » Dimensions: 84" x 28"
- » Height: 15"
- » Burning Area: 68" x 12"
- » Weight: 650 lbs.
- » BTU: 90K
- » Sugg. Fire Glass: 100 lbs.

## 96" Del Mar

- OPT-DEL9628 Match Lit
- OPT-DEL9628FSML Flame Sense
- OPT-DEL9628EKIT Plug & Play

- » Dimensions: 96" x 28"
- » Height: 15"
- » Burning Area: 80" x 12"
- » Weight: 760 lbs.
- » BTU: 240K
- » Sugg. Fire Glass: 100 lbs.

### Bullet Burner Upgrades

Unit	Stainless Steel Bullet Burner
48" Del Mar	OPT-B24SST
60" Del Mar	OPT-B40SST
72" Del Mar	OPT-B48SST
84" Del Mar	OPT-B60SST
96" Del Mar	OPT-B72SST

### Optional Accessories

Unit	Canvas Cover	Stainless Lid	Glass Wind Guard
48" Del Mar	OPT-CVR-4828-15H	OPT-RC1434	OPT-WG-3616
60" Del Mar	OPT-CVR-6028-15H	OPT-RC1446	OPT-WG-4816
72" Del Mar	OPT-CVR-7228-15H	OPT-RC1458	OPT-WG-6016
84" Del Mar	OPT-CVR-8428-15H	OPT-RC1470	OPT-WG-7216
96" Del Mar	OPT-CVR-9628-15H	OPT-RC1482	OPT-WG-8416



96" DEL MAR  
BLACK CONCRETE





# THE OUTDOOR PLUS

USA MANUFACTURER OF FIRE & WATER PRODUCTS

Fire Pits



Fire Pits Collections  

---

FLORENCE

## 32" Florence Fire Pit - Concrete

Includes Stainless Steel Door For Short 11lb. Propane Tank ONLY.

- OPT-FL3218 Match Lit
- OPT-FL3218FSML Flame Sense
- OPT-FL3218EKIT Plug & Play

- » Diameter: 32"
- » Height: 18"
- » Burn Area Diameter: 24"
- » Weight: 280 lbs.
- » BTU: 65K
- » Sugg. Fire Glass: 40 lbs.

### Optional Accessories

### Bullet Burner Upgrades

Unit	Canvas Cover	Stainless Lid	Unit	Stainless Steel Bullet Burner
32" Florence	OPT-CVR-32R-18H	OPT-28RC	32" Florence	OPT-BRDSS12



BROWN FINISH SHOWN

## 42" Florence Fire Pit - Concrete

Cannot Store Propane Tank

- OPT-FL42 Match Lit
- OPT-FL42FSML Flame Sense
- OPT-FL42EKIT Plug & Play

- » Diameter: 42"
- » Height: 12"
- » Burn Area Diameter: 25"
- » Weight: 315 lbs.
- » BTU: 65K
- » Sugg. Fire Glass: 50 lbs.

### Bullet Burner Upgrades

Unit	Stainless Steel Bullet Burner
42" Florence	OPT-BRDSS12

### Optional Accessories

Unit	Canvas Cover	Stainless Lid
42" Florence	OPT-CVR-42R-12H	OPT-29RC



LIMESTONE FINISH SHOWN

## 42" Florence Fire Table - 24" Tall - Concrete

Includes Stainless Steel Door For Propane Tank Storage.

- OPT-FL4224 Match Lit
- OPT-FL4224FSML Flame Sense
- OPT-FL4224EKIT Plug & Play

- » Diameter: 42"
- » Height: 24"
- » Burn Area Diameter: 25"
- » Weight: 425 lbs.
- » BTU: 65K
- » Sugg. Fire Glass: 55 lbs.



### Bullet Burner Upgrades

Unit	Stainless Steel Bullet Burner
42" Florence	OPT-BRDSS12

### Optional Accessories

Unit	Canvas Cover	Stainless Lid
42" Florence	OPT-CVR-42R-24H	OPT-29RC





# 46" Florence Fire Pit - Concrete

Includes Stainless Steel Door For Propane Tank Storage.

- OPT-FL4620 Match Lit
- OPT-FL4620FSML Flame Sense
- OPT-FL4620EKIT Plug & Play

- » Diameter: 46"
- » Height: 20"
- » Burn Area Diameter: 21"
- » Weight: 360 lbs.
- » BTU: 65K
- » Sugg. Fire Glass: 40 lbs.



### Bullet Burner Upgrades

Unit	Stainless Steel Bullet Burner
46" Florence	OPT-BRDSS12

### Optional Accessories

Unit	Canvas Cover	Stainless Lid
46" Florence	OPT-CVR-48R-20H	OPT-25RC



ASH FINISH SHOWN



# 54" Florence GFRC Fire Pit

Includes SS Door For Propane Tank Storage.

- OPT-FL54 Match Lit
- OPT-FL54FSML Flame Sense
- OPT-FL54EKIT Plug & Play

- » Diameter: 54"
- » Height: 20"
- » Burn Area Diameter: 30"
- » Weight: 490 lbs.
- » BTU: 65K
- » Sugg. Fire Glass: 100 lbs.



### Bullet Burner Upgrades

Unit	Stainless Steel Bullet Burner
54" Florence	OPT-BRDSS12

### Optional Accessories

Canvas Cover	OPT-CVR-54R-20H
Stainless Steel Lid	OPT-34RC

# 72" Florence GFRC Fire Pit

\*Shown On This Page

Includes SS Door For Propane Tank Storage.

- OPT-FL72 Match Lit
- OPT-FL72FSML Flame Sense
- OPT-FL72EKIT Plug & Play

- » Diameter: 72"
- » Height: 20"
- » Burn Area Diameter: 48"
- » Weight: 675 lbs.
- » BTU: 160K
- » Sugg. Fire Glass: 100 lbs.



### Bullet Burner Upgrades

Unit	Stainless Steel Bullet Burner
72" Florence	OPT-BRDSS18

### Optional Accessories

Canvas Cover	OPT-CVR-72R-20H
Stainless Steel Lid	OPT-52RC

72" FLORENCE IN RUSTIC COFFEE FINISH



## Cabo Linear Fire Pit - Concrete

OPT-CBLN56 Match Lit  
 OPT-CBLN56FSML Flame Sense  
 OPT-CBLN56EKIT Plug & Play

- » Dimensions: 56" x 38"
- » Height: 16"
- » Base: 44" x 26"
- » Burn Area: 36" x 16"
- » Weight: 245 lbs.
- » BTU: 50K
- » Sugg. Fire Glass: 75 lbs.

OPT-CBLN66 Match Lit  
 OPT-CBLN66FSML Flame Sense  
 OPT-CBLN66EKIT Plug & Play

- » Dimensions: 66" x 38"
- » Height: 16"
- » Base: 54" x 26"
- » Burn Area: 36" x 16"
- » Weight: 330 lbs.
- » BTU: 50K
- » Sugg. Fire Glass: 75 lbs.

OPT-CBLN90 Match Lit  
 OPT-CBLN90FSML Flame Sense  
 OPT-CBLN90EKIT Plug & Play

- » Dimensions: 90" x 38"
- » Height: 16"
- » Base: 78" x 26"
- » Burn Area: 66" x 14"
- » Weight: 435 lbs.
- » BTU: 100K
- » Sugg. Fire Glass: 125 lbs.

### Optional Accessories

Unit	Canvas Cover	Stainless Lid	Glass Wind Guard
56" Linear Cabo	OPT-CVR-5638-16H	OPT-RC1838	OPT-WG-4020
66" Linear Cabo	OPT-CVR-6638-16H	OPT-RC1838	OPT-WG-4020
90" Linear Cabo	OPT-CVR-9038-16H	OPT-RC1668	OPT-WG-7018

### Bullet Burner Upgrades

Unit	Stainless Steel Bullet Burner
56" Cabo	OPT-B30SST
66" Cabo	OPT-B30SST
90" Cabo	OPT-B60SST



56" MODEL SHOWN - GRAY FINISH

## Fire Pits Collections

### CABO





### 36" Cabo GFRC Square Fire Pit

OPT-CBSQ36 Match Lit  
 OPT-CBSQ36FSML Flame Sense  
 OPT-CBSQ36EKIT Plug & Play

- » Dimensions: 36" x 36" x 16"
- » Base: 24" x 24"
- » Burn Area: 20" x 20" x 2"
- » Weight: 245 lbs.
- » BTU: 45K
- » Sugg. Fire Glass: 50 lbs.

### 48" Cabo GFRC Square Fire Pit

OPT-CBSQ48 Match Lit  
 OPT-CBSQ48FSML Flame Sense  
 OPT-CBSQ48EKIT Plug & Play

- » Dimensions: 48" x 48" x 16"
- » Base: 36" x 36"
- » Burn Area: 28" x 28" x 2"
- » Weight: 355 lbs.
- » BTU: 65K
- » Sugg. Fire Glass: 75 lbs.

#### Bullet Burner Upgrades

Unit	Stainless Steel Bullet Burner
36" Cabo	OPT-BRDSS8
48" Cabo	OPT-BRDSS12

#### Optional Accessories For 36" Unit

Canvas Cover	OPT-CVR-3636-16H
Stainless Steel Lid	OPT-22SC
Glass Wind Guard	OPT-WG-2424

#### Optional Accessories For 48" Unit

Canvas Cover	OPT-CVR-4848-16H
Stainless Steel Lid	OPT-30SC
Glass Wind Guard	OPT-WG-3232



36" CABO IN HAMMERED COPPER (LEFT)  
 48" CABO IN CORTEN STEEL (MIDDLE)  
 60" CABO IN STAINLESS STEEL (RIGHT)

## Square Cabo - Metal Collection

Those Fire Pits cannot store propane tank.

#### 36" Cabo Square Fire Pit

OPT-CBSQ36CPR Hammered Copper  
 OPT-CBSQ36CS Corten Steel  
 OPT-CBSQ36SS Stainless Steel  
 OPT-CBSQ36PC Powder Coat

- » Dimensions: 36" x 36"
- » Height: 16"
- » Base: 24" x 24"
- » Burn Area: 20" x 20"
- » Weight: 90 lbs.
- » BTU: 65K
- » Sugg. Fire Glass: 50 lbs.

#### Optional Accessories

Unit	Canvas Cover	Stainless Lid	Glass Wind Guard
36" Square Cabo	OPT-CVR-3636-16H	OPT-22SC	OPT-WG-2424
48" Square Cabo	OPT-CVR-4848-16H	OPT-30SC	OPT-WG-3232
60" Square Cabo	OPT-CVR-6060-16H	OPT-42SC	OPT-WG-4444

#### 48" Cabo Square Fire Pit

OPT-CBSQ48CPR Hammered Copper  
 OPT-CBSQ48CS Corten Steel  
 OPT-CBSQ48SS Stainless Steel  
 OPT-CBSQ48PC Powder Coat

- » Dimensions: 48" x 48"
- » Height: 16"
- » Base: 36" x 36"
- » Burn Area: 28" x 28"
- » Weight: 125 lbs.
- » BTU: 160K
- » Sugg. Fire Glass: 75 lbs.

#### 60" Cabo Square Fire Pit

OPT-CBSQ60CPR Hammered Copper  
 OPT-CBSQ60CS Corten Steel  
 OPT-CBSQ60SS Stainless Steel  
 OPT-CBSQ60PC Powder Coat

- » Dimensions: 60" x 60"
- » Height: 16"
- » Base: 48" x 48"
- » Burn Area: 40" x 40"
- » Weight: 180 lbs.
- » BTU: 190K
- » Sugg. Fire Glass: 75 lbs.

#### Bullet Burner Upgrades

Unit	Stainless Steel Bullet Burner
36" Cabo	OPT-BRDSS12
48" Cabo	OPT-BRDSS18
60" Cabo	OPT-BRDSS24

56" X 38" CABO IN CORTEN STEEL (LEFT)  
 66" X 38" CABO IN CORTEN STEEL (MIDDLE)  
 90" X 38" CABO IN BLACK POWDER COAT (RIGHT)



## Linear Cabo Metal Collection

Eaves Fire Pits cannot store propane tank.

### 56" X 38" Cabo Fire Pit

- OPT-CBLN56CPR Hammered Copper
- OPT-CBLN56CS Corten Steel
- OPT-CBLN56SS Stainless Steel
- OPT-CBLN56PC Powder Coat

- » Dimensions: 56" x 38"
- » Height: 16"
- » Base: 44" x 26"
- » Burn Area: 36" x 16"
- » Weight: 245 lbs.
- » BTU: 40K
- » Sugg. Fire Glass: 75 lbs.

### 66" X 38" Cabo Fire Pit

- OPT-CBLN66CPR Hammered Copper
- OPT-CBLN66CS Corten Steel
- OPT-CBLN66SS Stainless Steel
- OPT-CBLN66PC Powder Coat

- » Dimensions: 66" x 38"
- » Height: 16"
- » Base: 54" x 26"
- » Burn Area: 36" x 16"
- » Weight: 330 lbs.
- » BTU: 40K
- » Sugg. Fire Glass: 75 lbs.

### 90" X 38" Cabo Fire Pit

- OPT-CBLN90CPR Hammered Copper
- OPT-CBLN90CS Corten Steel
- OPT-CBLN90SS Stainless Steel
- OPT-CBLN90PC Powder Coat

- » Dimensions: 90" x 38"
- » Height: 16"
- » Base: 78" x 26"
- » Burn Area: 66" x 16"
- » Weight: 435 lbs.
- » BTU: 90K
- » Sugg. Fire Glass: 125 lbs.

### Optional Accessories

Unit	Canvas Cover	Stainless Lid	Glass Wind Guard
56" Linear Cabo	OPT-CVR-5638-16H	OPT-RC1838	OPT-WG-4020
66" Linear Cabo	OPT-CVR-6638-16H	OPT-RC1838	OPT-WG-4020
90" Linear Cabo	OPT-CVR-9038-16H	OPT-RC1868	OPT-WG-7020

### Bullet Burner Upgrades

Unit	Stainless Steel Bullet Burner
56" Cabo	OPT-B24SST
66" Cabo	OPT-B24SST
90" Cabo	OPT-B54SST







# THE OUTDOOR PLUS

USA MANUFACTURER OF FIRE & WATER PRODUCTS

Fire Pits Collections

CORONADO





48" CORONADO - IVORY FINISH

## Coronado Fire Pit - Wood Grain

Cannot store propane tank.


MODEL	48" X 28" UNIT	60" X 28" UNIT	72" X 28" UNIT	84" X 28" UNIT	96" X 28" UNIT	108" X 28" UNIT	120" X 28" UNIT
<b>PART # - MATCH-LIT</b>	OPT-COR48	OPT-COR60	OPT-COR72	OPT-COR84	OPT-COR96	OPT-COR108	OPT-COR120
<b>PART # - FLAME SENSE</b>	OPT-COR48FSML	OPT-COR60FSML	OPT-COR72FSML	OPT-COR84FSML	OPT-COR96FSML	OPT-COR108FSML	OPT-COR120FSML
<b>PART # - PLUG &amp; PLAY</b>	OPT-COR48EKIT	OPT-COR60EKIT	OPT-COR72EKIT	OPT-COR84EKIT	OPT-COR96EKIT	OPT-COR108EKIT	OPT-COR120EKIT
<b>HEIGHT</b>	15"	15"	15"	15"	15"	15"	15"
<b>BURN AREA</b>	30" x 10"	42" x 10"	54" x 10"	66" x 10"	78" x 10"	90" x 10"	102" x 10"
<b>TOE KICK</b>	3" x 2"	3" x 2"	3" x 2"	3" x 2"	3" x 2"	3" x 2"	3" x 2"
<b>WEIGHT</b>	235 lbs	375 lbs.	455 lbs.	610 lbs.	690 lbs.	765 lbs.	835 lbs.
<b>BTU</b>	40K	50K	70K	90K	100K	120K	140K
<b>GLASS</b>	50 lbs	50 lbs	75 lbs	100 lbs	100 lbs	125 lbs	125 lbs

### Optional Accessories

<b>CANVAS COVER</b>	OPT-CVR-4828-15H	OPT-CVR-6028-15H	OPT-CVR-7228-15H	OPT-CVR-8428-15H	OPT-CVR-9628-15H	OPT-CVR-10828-15H	OPT-CVR-12028-15H
<b>STAINLESS COVER</b>	OPT-RC1232	OPT-RC1244	OPT-RC1256	OPT-RC1268	OPT-RC1280	OPT-RC1292	OPT-RC12104
<b>GLASS WIND GUARD</b>	OPT-WG-3414	OPT-WG-4614	OPT-WG-5814	OPT-WG-7014	OPT-WG-8214	OPT-WG-9414	OPT-WG-10614

### Bullet Burner Upgrades

Stainless Steel Bullet Burner	OPT-B24SST	OPT-B30SST	OPT-B42SST	OPT-B54SST	OPT-B60SST	OPT-B72SST	OPT-B84SST
-------------------------------	------------	------------	------------	------------	------------	------------	------------



### GFRC WOOD GRAIN COLOR OPTIONS

When ordering, specify the color by adding the color code to the end of the Part #.

**Example:** Coronado Fire Pit in Ivory = OPT-COR48-IVY



## Coronado Metal Collection

Cannot store propane tank.

Powder coated units have a visible stainless steel lip around the burn area



CORTEN STEEL

### 48" x 28" Coronado Fire Pit

OPT-CORCPR48	Hammered Copper
OPT-CORCS48	Corten Steel
OPT-CORSS48	Stainless Steel
OPT-CORPC48	Powder Coat

- » Dimensions: 48" x 28"
- » Height: 15"
- » Base: 38" x 18"
- » Burning Area: 30" x 10" x 2"
- » Weight: 175 lbs.
- » BTU: 40K
- » Sugg. Fire Glass: 50 lbs.

### 60" x 28" Coronado Fire Pit

OPT-CORCPR60	Hammered Copper
OPT-CORCS60	Corten Steel
OPT-CORSS60	Stainless Steel
OPT-CORPC60	Powder Coat

- » Dimensions: 60" x 28"
- » Height: 15"
- » Base: 50" x 18"
- » Burning Area: 42" x 10" x 2"
- » Weight: 195 lbs.
- » BTU: 50K
- » Sugg. Fire Glass: 50 lbs.



STAINLESS STEEL

### 72" x 28" Coronado Fire Pit

OPT-CORCPR72	Hammered Copper
OPT-CORCS72	Corten Steel
OPT-CORSS72	Stainless Steel
OPT-CORPC72	Powder Coat

- » Dimensions: 72" x 28"
- » Height: 15"
- » Base: 62" x 18"
- » Burning Area: 54" x 10" x 2"
- » Weight: 220 lbs.
- » BTU: 70K
- » Sugg. Fire Glass: 75 lbs.

### 84" x 28" Coronado Fire Pit

OPT-CORCPR84	Hammered Copper
OPT-CORCS84	Corten Steel
OPT-CORSS84	Stainless Steel
OPT-CORPC84	Powder Coat

- » Dimensions: 84" x 28"
- » Height: 15"
- » Base: 74" x 18"
- » Burning Area: 66" x 10" x 2"
- » Weight: 245 lbs.
- » BTU: 90K
- » Sugg. Fire Glass: 75 lbs.



BLACK POWDER COAT

### 96" x 28" Coronado Fire Pit

OPT-CORCPR96	Hammered Copper
OPT-CORCS96	Corten Steel
OPT-CORSS96	Stainless Steel
OPT-CORPC96	Powder Coat

- » Dimensions: 96" x 28"
- » Height: 15"
- » Base: 86" x 18"
- » Burning Area: 78" x 10" x 2"
- » Weight: 270 lbs.
- » BTU: 100K
- » Sugg. Fire Glass: 100 lbs.

### 108" x 28" Coronado Fire Pit

OPT-CORCPR108	Hammered Copper
OPT-CORCS108	Corten Steel
OPT-CORSS108	Stainless Steel
OPT-CORPC108	Powder Coat

- » Dimensions: 108" x 28"
- » Height: 15"
- » Base: 98" x 18"
- » Burning Area: 90" x 10" x 2"
- » Weight: 320 lbs.
- » BTU: 120K
- » Sugg. Fire Glass: 100 lbs.

### Bullet Burner Upgrades

Unit	Stainless Steel Bullet Burner	Unit	Stainless Steel Bullet Burner
48" Coronado	OPT-B24SST	84" Coronado	OPT-B54SST
60" Coronado	OPT-B30SST	96" Coronado	OPT-B60SST
72" Coronado	OPT-B42SST	108" Coronado	OPT-B72SST

### Optional Accessories

Unit	Canvas Cover	Stainless Lid	Glass Wind Guard
48" Coronado	OPT-CVR-4828-15H	OPT-RC1232	OPT-WG-3414
60" Coronado	OPT-CVR-6028-15H	OPT-RC1244	OPT-WG-4614
72" Coronado	OPT-CVR-7228-15H	OPT-RC1256	OPT-WG-5814
84" Coronado	OPT-CVR-8428-15H	OPT-RC1268	OPT-WG-7014
96" Coronado	OPT-CVR-9628-15H	OPT-RC1280	OPT-WG-8214
108" Coronado	OPT-CVR-10828-15H	OPT-RC1292	OPT-WG-9414



108" HAMMERED COPPER



# THE OUTDOOR PLUS

USA MANUFACTURER OF FIRE & WATER PRODUCTS



Fire Pits Collections

CARMEN



## Carmen GFRC Concrete

72" Carmen - 16" Tall  
Cannot Store Propane Tank


OPT-CRM7216 Match Lit  
OPT-CRM7216FSML Flame Sense  
OPT-CRM7216FSEN Flame Sense & Spark  
OPT-CRM7216E12V Low Voltage  
OPT-CRM7216EKIT Plug & Play

- » Dimensions: 72" x 16"
- » Height: 16"
- » Burn Area: 54" x 8" x 2"
- » Weight: 465 lbs.
- » BTU: 40K
- » Sugg. Fire Glass: 75 lbs.

72" Carmen - 24" Tall  
Includes Stainless Steel Door For Propane Tank Storage.

OPT-CRM7224 Match Lit  
OPT-CRM7224FSML Flame Sense  
OPT-CRM7224FSEN Flame Sense & Spark  
OPT-CRM7224E12V Low Voltage  
OPT-CRM7224EKIT Plug & Play

- » Dimensions: 72" x 16"
- » Height: 24"
- » Burn Area: 54" x 8" x 2"
- » Weight: 610 lbs.
- » BTU: 40K
- » Sugg. Fire Glass: 75 lbs.



## Carmen Metal Collection- Powder Coat



72" Carmen - 16" Tall  
Cannot Store Propane Tank

OPT-CRMPC7216 Match Lit  
OPT-CRMPC7216FSML Flame Sense  
OPT-CRMPC7216FSEN Flame Sense & Spark  
OPT-CRMPC7216E12V Low Voltage  
OPT-CRMPC7216EKIT Plug & Play

- » Dimensions: 72" x 16"
- » Height: 16"
- » Burn Area: 54" x 8" x 2"
- » Weight: 465 lbs.
- » BTU: 40K
- » Sugg. Fire Glass: 75 lbs.

72" Carmen - 24" Tall  
Includes Stainless Steel Door For Propane Tank Storage.

OPT-CRMPC7224 Match Lit  
OPT-CRMPC7224FSML Flame Sense  
OPT-CRMPC7224FSEN Flame Sense & Spark  
OPT-CRMPC7224E12V Low Voltage  
OPT-CRMPC7224EKIT Plug & Play

- » Dimensions: 72" x 16"
- » Height: 24"
- » Burn Area: 54" x 8" x 2"
- » Weight: 610 lbs.
- » BTU: 40K
- » Sugg. Fire Glass: 75 lbs.



GRAY POWDER COAT - 16" TALL

### Optional Accessories

<b>Canvas Cover 16" Tall</b>	OPT-CVR-7216-16H
<b>Canvas Cover 24" Tall</b>	OPT-CVR-7216-24H
<b>Stainless Steel Lid</b>	OPT-RC1056
<b>Glass Wind Guard</b>	OPT-WG-5812

### Bullet Burner Upgrades

Unit	Stainless Steel Bullet Burner
72" Carmen	OPT-B24SST



HAMMERED COPPER

## Carmen Metal Collection - Hammered Copper



72" Carmen - 16" Tall  
Cannot Store Propane Tank

OPT-CRMCP7216 Match Lit  
OPT-CRMCP7216FSML Flame Sense  
OPT-CRMCP7216FSEN Flame Sense & Spark  
OPT-CRMCP7216E12V Low Voltage  
OPT-CRMCP7216EKIT Plug & Play

- » Dimensions: 72" x 16"
- » Height: 16"
- » Burn Area: 54" x 8" x 2"
- » Weight: 465 lbs.
- » BTU: 40K
- » Sugg. Fire Glass: 75 lbs.

72" Carmen - 24" Tall  
Includes Stainless Steel Door For Propane Tank Storage.

OPT-CRMCP7224 Match Lit  
OPT-CRMCP7224FSML Flame Sense  
OPT-CRMCP7224FSEN Flame Sense & Spark  
OPT-CRMCP7224E12V Low Voltage  
OPT-CRMCP7224EKIT Plug & Play

- » Dimensions: 72" x 16"
- » Height: 24"
- » Burn Area: 54" x 8" x 2"
- » Weight: 610 lbs.
- » BTU: 40K
- » Sugg. Fire Glass: 75 lbs.

### Optional Accessories

<b>Canvas Cover 16" Tall</b>	OPT-CVR-7216-16H
<b>Canvas Cover 24" Tall</b>	OPT-CVR-7216-24H
<b>Stainless Steel Lid</b>	OPT-RC1056
<b>Glass Wind Guard</b>	OPT-WG-5812

### Bullet Burner Upgrades

Unit	Stainless Steel Bullet Burner
72" Carmen	OPT-B24SST

# Carmen Metal Collection - Stainless Steel



72" Carmen - 16" Tall  
Cannot Store Propane Tank

- |                   |                     |
|-------------------|---------------------|
| OPT-CRMSS7216     | Match Lit           |
| OPT-CRMSS7216FSML | Flame Sense         |
| OPT-CRMSS7216FSEN | Flame Sense & Spark |
| OPT-CRMSS7216E12V | Low Voltage         |
| OPT-CRMSS7216EKIT | Plug & Play         |

- » Dimensions: 72" x 16"
- » Height: 16"
- » Burn Area: 54" x 8" x 2"
- » Weight: 465 lbs.
- » BTU: 40K
- » Sugg. Fire Glass: 75 lbs.

72" Carmen - 24" Tall

Includes Stainless Steel Door For Propane Tank Storage.

- |                   |                     |
|-------------------|---------------------|
| OPT-CRMSS7224     | Match Lit           |
| OPT-CRMSS7224FSML | Flame Sense         |
| OPT-CRMSS7224FSEN | Flame Sense & Spark |
| OPT-CRMSS7224E12V | Low Voltage         |
| OPT-CRMSS7224EKIT | Plug & Play         |

- » Dimensions: 72" x 16"
- » Height: 24"
- » Burn Area: 54" x 8" x 2"
- » Weight: 610 lbs.
- » BTU: 40K
- » Sugg. Fire Glass: 75 lbs.



### Optional Accessories

<b>Canvas Cover 16" Tall</b>	OPT-CVR-7216-16H
<b>Canvas Cover 24" Tall</b>	OPT-CVR-7216-24H
<b>Stainless Steel Lid</b>	OPT-RC1056
<b>Glass Wind Guard</b>	OPT-WG-5812

### Bullet Burner Upgrades

Unit	Stainless Steel Bullet Burner
72" Carmen	OPT-B24SST

# Carmen Metal Collection - Corten Steel



72" Carmen - 16" Tall  
Cannot Store Propane Tank

- |                   |                     |
|-------------------|---------------------|
| OPT-CRMCS7216     | Match Lit           |
| OPT-CRMCS7216FSML | Flame Sense         |
| OPT-CRMCS7216FSEN | Flame Sense & Spark |
| OPT-CRMCS7216E12V | Low Voltage         |
| OPT-CRMCS7216EKIT | Plug & Play         |

- » Dimensions: 72" x 16"
- » Height: 16"
- » Burn Area: 54" x 8" x 2"
- » Weight: 465 lbs.
- » BTU: 40K
- » Sugg. Fire Glass: 75 lbs.

72" Carmen - 24" Tall

Includes Stainless Steel Door For Propane Tank Storage.

- |                   |                     |
|-------------------|---------------------|
| OPT-CRMCS7224     | Match Lit           |
| OPT-CRMCS7224FSML | Flame Sense         |
| OPT-CRMCS7224FSEN | Flame Sense & Spark |
| OPT-CRMCS7224E12V | Low Voltage         |
| OPT-CRMCS7224EKIT | Plug & Play         |

- » Dimensions: 72" x 16"
- » Height: 24"
- » Burn Area: 54" x 8" x 2"
- » Weight: 610 lbs.
- » BTU: 40K
- » Sugg. Fire Glass: 75 lbs.

### Optional Accessories

<b>Canvas Cover 16" Tall</b>	OPT-CVR-7216-16H
<b>Canvas Cover 24" Tall</b>	OPT-CVR-7216-24H
<b>Stainless Steel Lid</b>	OPT-RC1056
<b>Glass Wind Guard</b>	OPT-WG-5812

### Bullet Burner Upgrades

Unit	Stainless Steel Bullet Burner
72" Carmen	OPT-B24SST





# THE OUTDOOR PLUS

USA MANUFACTURER OF FIRE & WATER PRODUCTS

Fire Pits



Fire Pits Collections  
CATALINA





84" CATALINA - OAK FINISH

Photo from Hyatt Place - National Harbor, Maryland, United States 20745

## Catalina Fire Pit - Wood Grain

Includes access door for propane tank storage.

MODEL	48" X 28" UNIT	60" X 28" UNIT	72" X 28" UNIT	84" X 28" UNIT	96" X 28" UNIT	108" X 28" UNIT	120" X 28" UNIT
<b>PART # - MATCH-LIT</b>	OPT-CTL48	OPT-CTL60	OPT-CTL72	OPT-CTL84	OPT-CTL96	OPT-CTL108	OPT-CTL120
<b>PART # - FLAME SENSE</b>	OPT-CTL48FSML	OPT-CTL60FSML	OPT-CTL72FSML	OPT-CTL84FSML	OPT-CTL96FSML	OPT-CTL108FSML	OPT-CTL120FSML
<b>PART # - PLUG &amp; PLAY</b>	OPT-CTL48EKIT	OPT-CTL60EKIT	OPT-CTL72EKIT	OPT-CTL84EKIT	OPT-CTL96EKIT	OPT-CTL108EKIT	OPT-CTL120EKIT
<b>HEIGHT</b>	24"	24"	24"	24"	24"	24"	24"
<b>BURN AREA</b>	30" x 10"	42" x 10"	54" x 10"	66" x 10"	78" x 10"	90" x 10"	102" x 10"
<b>TOE KICK</b>	3" x 2"	3" x 2"	3" x 2"	3" x 2"	3" x 2"	3" x 2"	3" x 2"
<b>WEIGHT</b>	375 lbs.	455 lbs.	610 lbs.	690 lbs.	765 lbs.	835 lbs.	910 lbs.
<b>BTU</b>	40K	50K	70K	90K	100K	120K	140K
<b>GLASS</b>	50 lbs	50 lbs	75 lbs	100 lbs	100 lbs	125 lbs	125 lbs

### Optional Accessories

<b>CANVAS COVER</b>	OPT-CVR-4828-24H	OPT-CVR-6028-24H	OPT-CVR-7228-24H	OPT-CVR-8428-24H	OPT-CVR-9628-24H	OPT-CVR-10828-24H	OPT-CVR-12028-24H
<b>STAINLESS COVER</b>	OPT-RC1232	OPT-RC1244	OPT-RC1256	OPT-RC1268	OPT-RC1280	OPT-RC1292	OPT-RC12104
<b>GLASS WIND GUARD</b>	OPT-WG-3414	OPT-WG-4614	OPT-WG-5814	OPT-WG-7014	OPT-WG-8214	OPT-WG-9414	OPT-WG-10614

### Bullet Burner Upgrades

Stainless Steel Bullet Burner	OPT-B24SST	OPT-B30SST	OPT-B42SST	OPT-B54SST	OPT-B60SST	OPT-B72SST	OPT-B84SST
-------------------------------	------------	------------	------------	------------	------------	------------	------------



### GFRC WOOD GRAIN COLOR OPTIONS

When ordering, specify the color by adding the color code to the end of the Part #.  
**Example:** Coronado Fire Pit in Ivory = OPT-COR48-IVY





Fire Pits Collections

UNITY







60" STAINLESS STEEL



60" HAMMERED COPPER

## Unity Fire Pit - Metal Collection - 18" Tall

Do not include door for propane tank storage.

42" Unity Fire Pit		48" Unity Fire Pit		60" Unity Fire Pit		72" Unity Fire Pit	
OPT-UNYCP4218	Hammered Copper	OPT-UNYCP4818	Hammered Copper	OPT-UNYCP6018	Hammered Copper	OPT-UNYCP7218	Hammered Copper
OPT-RCRTN4218	Corten Steel	OPT-RCRTN4818	Corten Steel	OPT-RCRTN6018	Corten Steel	OPT-RCRTN7218	Corten Steel
OPT-UNYSS4218	Stainless Steel	OPT-UNYSS4818	Stainless Steel	OPT-UNYSS6018	Stainless Steel	OPT-UNYSS7218	Stainless Steel
OPT-UNYPC4218	Powder Coat	OPT-UNYPC4818	Powder Coat	OPT-UNYPC6018	Powder Coat	OPT-UNYPC7218	Powder Coat

## Unity Fire Pit - Metal Collection - 24" Tall

Includes access door for 20 lbs propane tank storage

42" Unity Fire Pit		48" Unity Fire Pit		60" Unity Fire Pit		72" Unity Fire Pit	
OPT-UNYCP42	Hammered Copper	OPT-UNYCP48	Hammered Copper	OPT-UNYCP60	Hammered Copper	OPT-UNYCP72	Hammered Copper
OPT-RCRTN42	Corten Steel	OPT-RCRTN48	Corten Steel	OPT-RCRTN60	Corten Steel	OPT-RCRTN72	Corten Steel
OPT-UNYSS42	Stainless Steel	OPT-UNYSS48	Stainless Steel	OPT-UNYSS60	Stainless Steel	OPT-UNYSS72	Stainless Steel
OPT-UNYPC42	Powder Coat	OPT-UNYPC48	Powder Coat	OPT-UNYPC60	Powder Coat	OPT-UNYPC72	Powder Coat

- » Diameter: 42"
- » Height: 18"/24"
- » Burn Area: 19"
- » BTU: 65K
- » Weight: 315 lbs.
- » Sugg. Fire Glass: 50 lbs.

- » Diameter: 48"
- » Height: 18" / 24"
- » Burning Area: 25"
- » Weight: 155 lbs / 185 lbs
- » BTU: 65K
- » Sugg. Fire Glass: 50 lbs.

- » Diameter: 60"
- » Height: 18" / 24"
- » Burning Area: 37"
- » Weight: 210 lbs / 250 lbs
- » BTU: 160K
- » Sugg. Fire Glass: 100 lbs.

- » Diameter: 72"
- » Height: 18" / 24"
- » Burning Area: 43"
- » Weight: 270 lbs / 320 lbs
- » BTU: 190K
- » Sugg. Fire Glass: 200 lbs.

### Optional Accessories

Unit	Canvas Cover - 18"	Canvas Cover - 24"	Stainless Lid
42" Unity	OPT-CVR-42R-18H	OPT-CVR-42R-24H	OPT-21RC
48" Unity	OPT-CVR-48R-18H	OPT-CVR-48R-24H	OPT-26RC
60" Unity	OPT-CVR-60R-18H	OPT-CVR-60R-24H	OPT-38RC
72" Unity	OPT-CVR-72R-18H	OPT-CVR-72R-24H	OPT-50RC

### Bullet Burner Upgrades

Unit	Stainless Steel Bullet Burner
42" Unity	OPT-BRDSS12
48" Unity	OPT-BRDSS12
60" Unity	OPT-BRDSS18
72" Unity	OPT-BRDSS24



UNITY-POWDER COAT JAVA





# THE OUTDOOR PLUS

USA MANUFACTURER OF FIRE & WATER PRODUCTS

Fire Pits



Fire Pits Collections

REGAL



## Regal Concrete Fire Pit

54" ASH FINISH

Cannot Store Propane Tank

### 48" Regal

- OPT-RGL48 Match Lit
- OPT-RGL48FSML Flame Sense
- OPT-RGL48EKIT Plug & Play

- » Dimensions: 48" x 24"
- » Height: 13"
- » Burning Area: 34" x 10" x 2"
- » Weight: 195 lbs.
- » BTU: 40K
- » Sugg. Fire Glass: 50 lbs.

### 54" Regal

- OPT-RGL54 Match Lit
- OPT-RGL54FSML Flame Sense
- OPT-RGL54EKIT Plug & Play

- » Dimensions: 54" x 24"
- » Height: 13"
- » Burning Area: 40" x 10" x 2"
- » Weight: 215 lbs.
- » BTU: 50K
- » Sugg. Fire Glass 50 lbs.

### 60" Regal

- OPT-RGL60 Match Lit
- OPT-RGL60FSML Flame Sense
- OPT-RGL60EKIT Plug & Play

- » Dimensions: 60" x 24"
- » Height: 13"
- » Burning Area: 48" x 10" x 2"
- » Weight: 400 lbs.
- » BTU: 100K
- » Sugg. Fire Glass: 75 lbs.

### Optional Accessories

Unit	Canvas Cover	Stainless Lid	Glass Wind Guard
48" Regal	OPT-CVR-4824-13H	OPT-RC1236	OPT-WG-3814
54" Regal	OPT-CVR-5424-13H	OPT-RC1242	OPT-WG-4414
60" Regal	OPT-CVR-6024-13H	OPT-RC1250	OPT-WG-5214

### Bullet Burner Upgrades

Unit	Stainless Steel Bullet Burner
48" Regal	OPT-B24SST
54" Regal	OPT-B30SST
60" Regal	OPT-B36SST






# Regal Metal Collection

Cannot Store Propane Tank

## 48" Regal

- OPT-RGLCPR48    Hammered Copper
- OPT-RGLCS48    Corten Steel
- OPT-RGLSS48    Stainless Steel
- OPT-RGLPC48    Powder Coat

- » Dimensions: 48" x 24"
- » Height: 13"
- » Burning Area: 34" x 10" x 2"
- » Weight: 195 lbs.
- » BTU: 40K
- » Sugg. Fire Glass: 50 lbs.



54" BLACK POWDER COAT

## 54" Regal

- OPT-RGLCPR54    Hammered Copper
- OPT-RGLCS54    Corten Steel
- OPT-RGLSS54    Stainless Steel
- OPT-RGLPC54    Powder Coat

- » Dimensions: 54" x 24"
- » Height: 13"
- » Burning Area: 40" x 10" x 2"
- » Weight: 215 lbs.
- » BTU: 50K
- » Sugg. Fire Glass 50 lbs.



54" STAINLESS STEEL

## 60" Regal

- OPT-RGLCPR60    Hammered Copper
- OPT-RGLCS60    Corten Steel
- OPT-RGLSS60    Stainless Steel
- OPT-RGLPC60    Powder Coat

- » Dimensions: 60" x 24"
- » Height: 13"
- » Burning Area: 48" x 10" x 2"
- » Weight: 400 lbs.
- » BTU: 60K
- » Sugg. Fire Glass: 75 lbs.



54" CORTEN STEEL

## Bullet Burner Upgrades

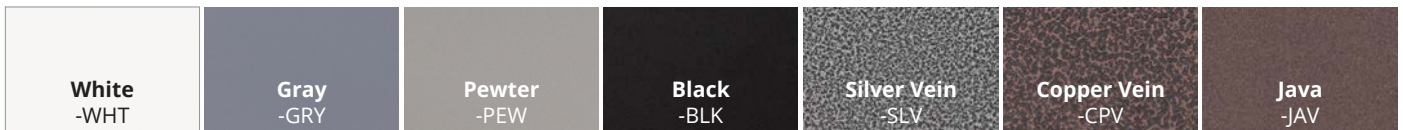
Unit	Stainless Steel Bullet Burner
48" Regal	OPT-B24SST
54" Regal	OPT-B30SST
60" Regal	OPT-B36SST

## Optional Accessories

Unit	Canvas Cover	Stainless Lid	Glass Wind Guard
48" Regal	OPT-CVR-4824-13H	OPT-RC1236	OPT-WG-3814
54" Regal	OPT-CVR-5424-13H	OPT-RC1242	OPT-WG-4414
60" Regal	OPT-CVR-6024-13H	OPT-RC1250	OPT-WG-5214

## POWDER COAT COLOR OPTIONS

When ordering, specify the powder coat color by adding the color code to the end of the Part #. **Example:** White Coronado Fire Pit = OPT-CORPC48-WHT







Fire Pits

Fire Pits Collections  
QUAD





## Quad GFRC Fire Pit

Cannot Store Propane Tank

- |              |             |              |             |
|--------------|-------------|--------------|-------------|
| OPT-QD36     | Match Lit   | OPT-QD42     | Match Lit   |
| OPT-QD36FSML | Flame Sense | OPT-QD42FSEN | Flame Sense |
| OPT-QD36EKIT | Plug & Play | OPT-QD42EKIT | Plug & Play |
- 
- |                             |                              |
|-----------------------------|------------------------------|
| » Dimensions: 36" x 36"     | » Dimensions: 42" x 42"      |
| » Height: 12"               | » Height: 12"                |
| » Burning Area: 28" x 28"   | » Burning Area: 34" x 34"    |
| » Weight: 180 lbs.          | » Weight: 215 lbs.           |
| » BTU: 65K                  | » BTU: 65K                   |
| » Sugg. Fire Glass: 75 lbs. | » Sugg. Fire Glass: 125 lbs. |

### Bullet Burner Upgrades

Unit	Stainless Steel Bullet Burner
36" & 42" Quad	OPT-BRDSS12

### Optional Accessories

Unit	Canvas Cover	Stainless Lid	Glass Wind Guard
36" Quad	OPT-CVR-3636-12H	OPT-30SC	OPT-WG-3232
42" Quad	OPT-CVR-4242-12H	OPT-36SC	OPT-WG-3838



36" BROWN CONCRETE FINISH

## Quad Fire Pit Metal Collection

Cannot store propane tank.

### 36" Quad Fire Pit

- |             |                 |
|-------------|-----------------|
| OPT-QDCPR36 | Hammered Copper |
| OPT-QDCS36  | Corten Steel    |
| OPT-QDSS36  | Stainless Steel |
| OPT-QDPC36  | Powder Coat     |

- » Dimensions: 36" x 36"
- » Height: 15"
- » Burning Area: 18" x 18" x 2"
- » Weight: 90 lbs.
- » BTU: 65K
- » Sugg. Fire Glass: 50 lbs.

### 42" Quad Fire Pit

- |             |                 |
|-------------|-----------------|
| OPT-QDCPR42 | Hammered Copper |
| OPT-QDCS42  | Corten Steel    |
| OPT-QDSS42  | Stainless Steel |
| OPT-QDPC42  | Powder Coat     |

- » Dimensions: 42" x 42"
- » Height: 15"
- » Burning Area: 24" x 24" x 2"
- » Weight: 105 lbs.
- » BTU: 160K
- » Sugg. Fire Glass: 75 lbs.

### Bullet Burner Upgrades

Unit	Stainless Steel Bullet Burner
36" Quad	OPT-BRDSS12
42" Quad	OPT-BRDSS18

### Optional Accessories

Unit	Canvas Cover	Stainless Lid	Glass Wind Guard
36" Quad	OPT-CVR-3636-15H	OPT-20SC	OPT-WG-2222
42" Quad	OPT-CVR-4242-15H	OPT-26SC	OPT-WG-2828



42" BLACK POWDER COAT FINISH



42" STAINLESS STEEL




42" HAMMERED COPPER



# THE OUTDOOR PLUS

USA MANUFACTURER OF FIRE & WATER PRODUCTS



**Eaves**  
48" x 10" Eaves (left)  
72" x 16" Carmen (middle)  
72" x 24" Carmen (right)

## Fire Pits Collections

---

### EAVES



# Eaves Metal Collection

Eaves Fire Pits cannot store propane tank.



60" CORTEN STEEL



60" SILVER VEIN POWDER COAT



48" HAMMERED COPPER

## 48" x 10" Eaves

OPT-LBTCPR48	Hammered Copper
OPT-LBTCS48	Corten Steel
OPT-LBTSS48	Stainless Steel
OPT-LBTPC48	Powder Coat

- » Dimensions: 48" x 10"
- » Height: 10"
- » Burn Area: 44" x 6"
- » BTU: 60K
- » Sugg. Fire Glass: 30 lbs.

## 60" x 10" Eaves

OPT-LBTCPR60	Hammered Copper
OPT-LBTCS60	Corten Steel
OPT-LBTSS60	Stainless Steel
OPT-LBTPC60	Powder Coat

- » Dimensions: 60" x 10"
- » Height: 10"
- » Burning Area: 56" x 6"
- » BTU: 80K
- » Sugg. Fire Glass: 50 lbs.

## 72" x 10" Eaves

OPT-LBTCPR72	Hammered Copper
OPT-LBTCS72	Corten Steel
OPT-LBTSS72	Stainless Steel
OPT-LBTPC72	Powder Coat

- » Dimensions: 72" x 10"
- » Height: 10"
- » Burn Area: 68" x 6"
- » BTU: 100K
- » Sugg. Fire Glass: 50 lbs.

## Bullet Burner Upgrades

Unit	Stainless Steel Bullet Burner
48" Eaves	OPT-B36SST
60" Eaves	OPT-B48SST
72" Eaves	OPT-B60SST

## Optional Accessories

Unit	Canvas Cover	Stainless Lid
48" Eaves	OPT-CVR-4810-10H	OPT-RC1250
60" Eaves	OPT-CVR-6010-10H	OPT-RC1262
72" Eaves	OPT-CVR-7210-10H	OPT-RC1274

# Dixie Fire Pit - Metal Collection

Includes access door for 20 lbs propane tank storage

## 60" x 24" Fremont Fire Pit

OPT-DXCPR60	Hammered Copper
OPT-DXCS60	Corten Steel
OPT-DXSS60	Stainless Steel
OPT-DXPC60	Powder Coat

- » Dimensions: 60" x 24"
- » Height: 24"
- » Burning Area: 36" x 8"
- » Weight: 115 lbs.
- » BTU: 50K
- » Sugg. Fire Glass: 50 lbs.

## 72" x 24" Fremont Fire Pit

OPT-DXCPR72	Hammered Copper
OPT-DXCS72	Corten Steel
OPT-DXSS72	Stainless Steel
OPT-DXPC72	Powder Coat

- » Dimensions: 72" x 24"
- » Height: 24"
- » Burning Area: 48" x 8"
- » Weight: 180 lbs.
- » BTU: 60K
- » Sugg. Fire Glass: 50 lbs.

## Optional Accessories

Unit	Canvas Cover	Stainless Lid
60" Dixie	OPT-DXCVR-6024	OPT-DXRC-1038
72" Dixie	OPT-DXCVR-7224	OPT-DXRC-1050

## Bullet Burner Upgrades

Unit	Stainless Steel Bullet Burner
60" Dixie	OPT-B30SST
72" Dixie	OPT-B36SST





## Mesa Fire Pit - Metal Collection

Includes access door for 20 lbs propane tank storage

### 48" x 24" Mesa

OPT-CPRTT4824	Hammered Copper
OPT-CSSTT4824	Corten Steel
OPT-SSTT4824	Stainless Steel
OPT-PCTT4824	Powder Coat

- » Dimensions: 48" x 24"
- » Height: 24"
- » Base: 36" x 18"
- » Burning Area: 36" x 12" x 2"
- » Weight: 120 lbs.
- » BTU: 50K
- » Sugg. Fire Glass: 50 lbs.

### 60" x 24" Mesa

OPT-CPRTT6024	Hammered Copper
OPT-CSSTT6024	Corten Steel
OPT-SSTT6024	Stainless Steel
OPT-PCTT6024	Powder Coat

- » Dimensions: 60" x 24"
- » Height: 24"
- » Base: 48" x 18"
- » Burning Area: 48" x 12" x 2"
- » Weight: 180 lbs.
- » BTU: 70K
- » Sugg. Fire Glass: 75 lbs.

### 72" x 24" Mesa

OPT-CPRTT7224	Hammered Copper
OPT-CSSTT7224	Corten Steel
OPT-SSTT7224	Stainless Steel
OPT-PCTT7224	Powder Coat

- » Dimensions: 72" x 24"
- » Height: 24"
- » Base: 60" x 18"
- » Burning Area: 60" x 12" x 2"
- » Weight: 240 lbs.
- » BTU: 90K
- » Sugg. Fire Glass: 75 lbs.

### 84" x 24" Mesa

OPT-CPRTT8424	Hammered Copper
OPT-CSSTT8424	Corten Steel
OPT-SSTT8424	Stainless Steel
OPT-PCTT8424	Powder Coat


- » Dimensions: 84" x 24"
- » Height: 24"
- » Base: 72" x 18"
- » Burning Area: 72" x 12" x 2"
- » Weight: 315 lbs.
- » BTU: 110K
- » Sugg. Fire Glass: 50 lbs.

### Optional Accessories

Unit	Canvas Cover	Stainless Lid	Glass Wind Guard
48" Mesa	OPT-CVR-4824-24H	OPT-RC1438	OPT-WG-4016
60" Mesa	OPT-CVR-6024-24H	OPT-RC1450	OPT-WG-5216
72" Mesa	OPT-CVR-7224-24H	OPT-RC1462	OPT-WG-6416
84" Mesa	OPT-CVR-8424-24H	OPT-RC1474	OPT-WG-7616

### Bullet Burner Upgrades

Unit	Stainless Steel Bullet Burner
48" Mesa	OPT-B30SST
60" Mesa	OPT-B42SST
72" Mesa	OPT-B54SST
84" Mesa	OPT-B66SST







48" PISMO FIRE PIT - WHITE POWDER COAT FINISH

Fire Pits

Fire Pits Collections

PISMO



48" PISMO FIRE PIT - CORTEN STEEL



# Pismo Fire Pit - Concrete

Includes Stainless Steel Door For Propane Tank Storage.

OPT-2448	Match Lit	OPT-2460	Match Lit
OPT-2448FSML	Flame Sense	OPT-2460FSEN	Flame Sense
OPT-2448EKIT	Plug & Play	OPT-2460EKIT	Plug & Play

- » Dimension: 48" x 24"
- » Height: 24"
- » Burning Area: 31" x 11"
- » Toe Kick: 2" x 2"
- » Weight: 315 lbs.
- » BTU: 40K
- » Sugg. Fire Glass: 50 lbs.

- » Dimension: 60" x 24"
- » Height: 24"
- » Burning Area: 38" x 11"
- » Toe Kick: 2" x 2"
- » Weight: 395 lbs.
- » BTU: 60K
- » Sugg. Fire Glass: 50 lbs.



48" BROWN CONCRETE FINISH

## Bullet Burner Upgrades

Unit	Stainless Steel Bullet Burner
48" Pismo	OPT-B24SST
60" Pismo	OPT-B36SST

## Optional Accessories

Unit	Canvas Cover	Stainless Lid	Glass Wind Guard
48" Pismo	OPT-CVR-4824-24H	OPT-RC1232	OPT-WG-3414
60" Pismo	OPT-CVR-6024-24H	OPT-RC1239	OPT-WG-4614



60" HAMMERED COPPER



48" STAINLESS STEEL

# Pismo Fire Pit - Metal Collection

Includes access door for 20 lbs propane tank storage



## 48" x 24" Pismo

OPT-CPRT4824	Hammered Copper
OPT-R4824CS	Corten Steel
OPT-R4824SS	Stainless Steel
OPT-R4824PCR	Powder Coat

- » Dimensions: 48" x 24"
- » Height: 24"
- » Burning Area: 36" x 12" x 2"
- » Weight: 135 lbs.
- » BTU: 50K
- » Sugg. Fire Glass: 50 lbs.

## 60" x 24" Pismo

OPT-CPRT6024	Hammered Copper
OPT-R6024CS	Corten Steel
OPT-R6024SS	Stainless Steel
OPT-R6024PCR	Powder Coat

- » Dimensions: 60" x 24"
- » Height: 24"
- » Burning Area: 48" x 12" x 2"
- » Weight: 180 lbs.
- » BTU: 70K
- » Sugg. Fire Glass: 75 lbs.

## 72" x 24" Pismo

OPT-CPRT7224	Hammered Copper
OPT-R7224CS	Corten Steel
OPT-R7224SS	Stainless Steel
OPT-R7224PCR	Powder Coat

- » Dimensions: 72" x 24"
- » Height: 24"
- » Burning Area: 60" x 12" x 2"
- » Weight: 215 lbs.
- » BTU: 90K
- » Sugg. Fire Glass: 75 lbs.

## 84" x 24" Pismo

OPT-CPRT8424	Hammered Copper
OPT-R8424CS	Corten Steel
OPT-R8424SS	Stainless Steel
OPT-R8424PCR	Powder Coat

- » Dimensions: 84" x 24"
- » Height: 24"
- » Burning Area: 72" x 12" x 2"
- » Weight: 260 lbs.
- » BTU: 110K
- » Sugg. Fire Glass: 100 lbs.

## Optional Accessories

Unit	Canvas Cover	Stainless Lid	Glass Wind Guard
48" Pismo	OPT-CVR-4824-24H	OPT-RC1438	OPT-WG-4016
60" Pismo	OPT-CVR-6024-24H	OPT-RC1450	OPT-WG-5216
72" Pismo	OPT-CVR-7224-24H	OPT-RC1462	OPT-WG-6416
84" Pismo	OPT-CVR-8424-24H	OPT-RC1474	OPT-WG-7616

## Bullet Burner Upgrades

Unit	Stainless Steel Bullet Burner
48" Pismo	OPT-B30SST
60" Pismo	OPT-B42SST
72" Pismo	OPT-B54SST
84" Pismo	OPT-B66SST





# THE OUTDOOR PLUS

USA MANUFACTURER OF FIRE & WATER PRODUCTS

Fire Pits



Fire Pits Collections  
BEVERLY





30" CORTEN STEEL



42" WHITE POWDER COAT



30" STAINLESS STEEL

## Beverly Fire Pit - Metal Collection

Includes access door for 20 lbs propane tank storage



### 30" Beverly Fire Pit

OPT-30RRCPR	Hammered Copper
OPT-30RRCS	Corten Steel
OPT-30RRSS	Stainless Steel
OPT-30PCB	Powder Coat

- » Diameter: 30"
- » Height: 24"
- » Burning Area: 19"
- » Weight: 105 lbs.
- » BTU: 65K
- » Sugg. Fire Glass: 50 lbs.

### 36" Beverly Fire Pit

OPT-36RRCPR	Hammered Copper
OPT-36RRCS	Corten Steel
OPT-36RRSS	Stainless Steel
OPT-36PCB	Powder Coat

- » Diameter: 36"
- » Height: 24"
- » Burning Area: 25"
- » Weight: 150 lbs.
- » BTU: 160K
- » Sugg. Fire Glass: 50 lbs.

### 42" Beverly Fire Pit

OPT-42RRCPR	Hammered Copper
OPT-42RRCS	Corten Steel
OPT-42RRSS	Stainless Steel
OPT-42PCB	Powder Coat

- » Diameter: 42"
- » Height: 24"
- » Burning Area: 31"
- » Weight: 185 lbs.
- » BTU: 190K
- » Sugg. Fire Glass: 75 lbs.

### Bullet Burner Upgrades

Unit	Stainless Steel Bullet Burner
30" Beverly	OPT-BRDSS12
36" Beverly	OPT-BRDSS18
42" Beverly	OPT-BRDSS24

### Optional Accessories

Unit	Canvas Cover	Stainless Lid
30" Beverly	OPT-CVR-30R-24H	OPT-23RC
36" Beverly	OPT-CVR-36R-24H	OPT-29RC
42" Beverly	OPT-CVR-42R-24H	OPT-35RC





# Gallaway Fire Pit - Metal Collection

Specifications Sheet



## 42" Gallaway Fire Pit

**Includes LP Door With Sliding Tray**  
\*Propane Tank not included

OPT-GALCPR42	Hammered Copper
OPT-GALCS42	Corten Steel
OPT-GALSS42	Stainless Steel
OPT-GALPC42	Powder Coat

- » Dimensions: 42" x 42"
- » Height: 18"
- » Burn Area: 24" x 15"
- » BTU: 70K
- » Sugg. Fire Glass: 50 lbs.

### Bullet Burner Upgrades

Unit	Stainless Steel Bullet Burner
42" Gallaway	OPT-18SSH

### Optional Accessories

Unit	Canvas Cover
42" Gallaway	OPT-CVR-4242-18H

## 48" Gallaway Fire Pit

OPT-GALCPR48	Hammered Copper
OPT-GALCS48	Corten Steel
OPT-GALSS48	Stainless Steel
OPT-GALPC48	Powder Coat

- » Dimensions: 48" x 48"
- » Height: 18"
- » Burn Area: 30" x 20"
- » BTU: 70K
- » Sugg. Fire Glass: 50 lbs.

### Bullet Burner Upgrades

Unit	Stainless Steel Bullet Burner
48" Gallaway	OPT-B18SSH

### Optional Accessories

Unit	Canvas Cover
48" Gallaway	OPT-CVR-4848-18H

## 60" Gallaway Fire Pit

OPT-GALCPR60	Hammered Copper
OPT-GALCS60	Corten Steel
OPT-GALSS60	Stainless Steel
OPT-GALPC60	Powder Coat

- » Dimensions: 60" x 60"
- » Height: 18"
- » Burn Area: 36" x 25"
- » BTU: 90K
- » Sugg. Fire Glass: 100 lbs.


### Bullet Burner Upgrades

Unit	Stainless Steel Bullet Burner
60" Gallaway	OPT-B24SSH

### Optional Accessories

Unit	Canvas Cover
60" Gallaway	OPT-CVR-6060-18H

**Warning:** Do not lay standard Propane Tank on its side  
You may use a 10lb Propane Tank instead.






# San Juan Fire Pit - Metal Collection

Features access door for propane tank storage.

**\*Horizontal Propane Tank not included**



## 48" San Juan Fire Pit

OPT-SANJCPR48	Hammered Copper
OPT-SANJCS48	Corten Steel
OPT-SANJSS48	Stainless Steel
OPT-SANJPC48	Powder Coat

- » Dimensions: 48" x 28"
- » Height: 18"
- » Burning Area: 24" x 10"
- » Base: 40" x 20.5"
- » BTU: 70K
- » Sugg. Fire Glass: 50 lbs.

## 72" San Juan Fire Pit

OPT-SANJCPR72	Hammered Copper
OPT-SANJCS72	Corten Steel
OPT-SANJSS72	Stainless Steel
OPT-SANJPC72	Powder Coat

- » Dimensions: 72" x 28"
- » Height: 18"
- » Burning Area: 36" x 10"
- » Base: 64" x 20.5"
- » BTU: 110K
- » Sugg. Fire Glass: 50 lbs.

## 60" San Juan Fire Pit

OPT-SANJCPR60	Hammered Copper
OPT-SANJCS60	Corten Steel
OPT-SANJSS60	Stainless Steel
OPT-SANJPC60	Powder Coat

- » Dimensions: 60" x 28"
- » Height: 18"
- » Burning Area: 30" x 10"
- » Base: 52" x 20.5"
- » BTU: 90K
- » Sugg. Fire Glass: 50 lbs.

## 84" San Juan Fire Pit

OPT-SANJCPR84	Hammered Copper
OPT-SANJCS84	Corten Steel
OPT-SANJSS84	Stainless Steel
OPT-SANJPC84	Powder Coat

- » Dimensions: 84" x 28"
- » Height: 18"
- » Burning Area: 42" x 10"
- » Base: 76" x 20.5"
- » BTU: 130K
- » Sugg. Fire Glass: 100 lbs.

## 96" San Juan Fire Pit

OPT-SANJCPR96	Hammered Copper
OPT-SANJCS96	Corten Steel
OPT-SANJSS96	Stainless Steel
OPT-SANJPC96	Powder Coat

- » Dimensions: 96" x 28"
- » Height: 18"
- » Burning Area: 48" x 10"
- » Base: 88" x 20.5"
- » BTU: 150K
- » Sugg. Fire Glass: 100 lbs.

### Optional Accessories

Unit	Canvas Cover
48" San Juan	OPT-CVR-4828-18H
60" San Juan	OPT-CVR-6028-18H
72" San Juan	OPT-CVR-7228-18H
84" San Juan	OPT-CVR-8428-18H
96" San Juan	OPT-CVR-9628-18H

### Bullet Burner Upgrades

Unit	Stainless Steel Bullet Burner	Unit	Stainless Steel Bullet Burner
48" San Juan	OPT-B18SSH	72" San Juan	OPT-B30SSH
60" San Juan	OPT-B24SSH	84" San Juan	OPT-B36SSH

Unit	Stainless Steel Bullet Burner
96" San Juan	OPT-B42SSH



48" WHITE POWDER COAT SHOWN

# The Cove- Fire Pit

Does not include door for propane tank storage

## 48" The Cove Fire Pit

- OPT-COVEPC48 Match Lit
- OPT-COVEPC48FSML Flame Sense
- OPT-COVEPC48FSEN Flame Sense & Spark
- OPT-COVEPC48E12V Low Voltage
- OPT-COVEPC48EKIT Plug & Play

- » Dimensions: 48" x 24"
- » Height: 17"
- » Burning Area: 30" x 11"
- » Weight: 120 lbs
- » BTU: 65K
- » Sugg. Fire Glass: 34 lbs

## 60" The Cove Fire Pit

- OPT-COVEPC60 Match Lit
- OPT-COVEPC60FSML Flame Sense
- OPT-COVEPC60FSEN Flame Sense & Spark
- OPT-COVEPC60E12V Low Voltage
- OPT-COVEPC60EKIT Plug & Play

- » Dimensions: 60" x 24"
- » Height: 17"
- » Burning Area: 42" x 11"
- » Weight: 160 lbs
- » BTU: 65K
- » Sugg. Fire Glass: 48 lbs

## 72" The Cove Fire Pit

- OPT-COVEPC72 Match Lit
- OPT-COVEPC72FSML Flame Sense
- OPT-COVEPC72FSEN Flame Sense & Spark
- OPT-COVEPC72E12V Low Voltage
- OPT-COVEPC72EKIT Plug & Play

- » Dimensions: 72" x 24"
- » Height: 17"
- » Burning Area: 54" x 11"
- » Weight: 180 lbs
- » BTU: 65K
- » Sugg. Fire Glass: 62 lbs

### Optional Accessories

Unit	Canvas Cover	Stainless Lid
48" The Cove	OPT-CVR-4828-15H	OPT-RC1232
60" The Cove	OPT-CVR-6028-15H	OPT-RC1244
72" The Cove	OPT-CVR-7228-15H	OPT-RC1256
84" The Cove	OPT-CVR-8428-15H	OPT-RC1268
96" The Cove	OPT-CVR-9628-15H	OPT-RC1280

### Bullet Burner Upgrades

Unit	Stainless Steel Bullet Burner
48" The Cove	OPT-B24SST
60" The Cove	OPT-B30SST
72" The Cove	OPT-B42SST
84" The Cove	OPT-B54SST
96" The Cove	OPT-B72SST



## 84" The Cove Fire Pit

- OPT-COVEPC84 Match Lit
- OPT-COVEPC84FSML Flame Sense
- OPT-COVEPC84FSEN Flame Sense & Spark
- OPT-COVEPC84E12V Low Voltage
- OPT-COVEPC84EKIT Plug & Play

- » Dimensions: 84" x 24"
- » Height: 17"
- » Burning Area: 66" x 11"
- » Weight: 190 lbs
- » BTU: 65K
- » Sugg. Fire Glass: 75 lbs

## 96" The Cove Fire Pit

- OPT-COVEPC96 Match Lit
- OPT-COVEPC96FSML Flame Sense
- OPT-COVEPC96FSEN Flame Sense & Spark
- OPT-COVEPC96E12V Low Voltage
- OPT-COVEPC96EKIT Plug & Play

- » Dimensions: 96" x 24"
- » Height: 17"
- » Burning Area: 78" x 11"
- » Weight: 205 lbs
- » BTU: 65K
- » Sugg. Fire Glass: 89 lbs



# Bayside- Fire Pit

Does not include door for propane tank storage

### Optional Accessories

Unit	Canvas Cover	Stainless Lid
36" Bayside	OPT-CVR-3636-16H	OPT-22SC
48" Bayside	OPT-CVR-4848-16H	OPT-30SC
60" Bayside	OPT-CVR-1010-16H	OPT-42SB

### Bullet Burner Upgrades

Unit	Stainless Steel Bullet Burner
36" Bayside	OPT-BRDSS12
48" Bayside	OPT-BRDSS18
60" Bayside	OPT-BRDSS24

## 36" Bayside Fire Pit

- OPT-BAYPC36 Match Lit
- OPT-BAYPC36FSML Flame Sense
- OPT-BAYPC36FSEN Flame Sense & Spark
- OPT-BAYPC36E12V Low Voltage
- OPT-BAYPC36EKIT Plug & Play

- » Dimensions: 36" x 36"
- » Height: 17"
- » Burning Area: 16" x 16"
- » Weight: 200 lbs
- » BTU: 65K
- » Sugg. Fire Glass: 27 lbs

## 48" Bayside Fire Pit

- OPT-BAYPC48 Match Lit
- OPT-BAYPC48FSML Flame Sense
- OPT-BAYPC48FSEN Flame Sense & Spark
- OPT-BAYPC48E12V Low Voltage
- OPT-BAYPC48EKIT Plug & Play

- » Dimensions: 48" x 48"
- » Height: 17"
- » Burning Area: 28" x 28"
- » Weight: 280 lbs
- » BTU: 65K
- » Sugg. Fire Glass: 81 lbs

## 60" Bayside Fire Pit

- OPT-BAYPC60 Match Lit
- OPT-BAYPC60FSML Flame Sense
- OPT-BAYPC60FSEN Flame Sense & Spark
- OPT-BAYPC60E12V Low Voltage
- OPT-BAYPC60EKIT Plug & Play

- » Dimensions: 60" x 60"
- » Height: 17"
- » Burning Area: 40" x 40"
- » Weight: 240 lbs
- » BTU: 65K
- » Sugg. Fire Glass: 166 lbs





## 60" Harbor Fire Pit - Off Set

Includes Stainless Steel Door For Propane Tank Storage.

### 60" Harbor Fire Pit - Off Set

OPT-HBROS60PC	Match Lit
OPT-HBROS60PCFSML	Flame Sense
OPT-HBROS60PCFSEN	Flame Sense & Spark
OPT-HBROS60PCE12V	Low Voltage
OPT-HBROS60PCEKIT	Plug & Play

- » Dimensions: 60" x 30"
- » Height: 20"
- » Burning Area: 30" X 10"
- » Weight: 300 lbs
- » BTU: 65K
- » Sugg. Fire Glass: 39 lbs

### Optional Accessories

<b>Canvas Cover</b>	OPT-CVR - 6028-18H
---------------------	--------------------

<b>Stainless Steel Lid</b>	OPT-RC1250
----------------------------	------------

### Bullet Burner Upgrades

Unit	Stainless Steel Bullet Burner
60" Harbor	OPT-B36SST

## 72" Harbor - Fire Pit

Includes Stainless Steel Door For Propane Tank Storage.

### 72" Harbor - Fire Pit

OPT-HBR72PC	Match Lit
OPT-HBR72PCFSML	Flame Sense
OPT-HBR72PCFSEN	Flame Sense & Spark
OPT-HBR72PCE12V	Low Voltage
OPT-HBR72PCEKIT	Plug & Play

- » Dimensions: 72" x 30"
- » Height: 20"
- » Burning Area: 30" X 10"
- » Weight: 320 lbs
- » BTU: 65K
- » Sugg. Fire Glass: 39 lbs



### Optional Accessories

<b>Canvas Cover</b>	OPT-CVR-7228-20H
---------------------	------------------

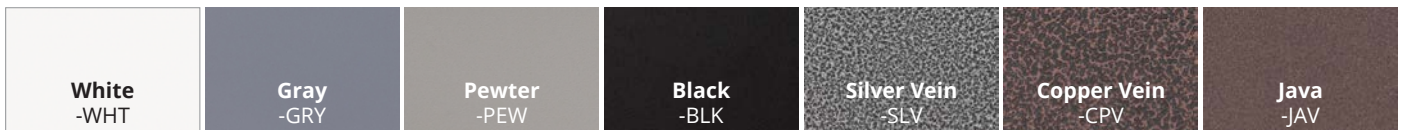
<b>Stainless Steel Lid</b>	OPT-RC1250
----------------------------	------------

### Bullet Burner Upgrades

Unit	Stainless Steel Bullet Burner
72" Harbor	OPT-B36SST

## POWDER COAT COLOR OPTIONS

When ordering, specify the powder coat color by adding the color code to the end of the Part #. **Example:** White Coronado Fire Pit = OPT-CORPC48-WHT



## Heikō Fire Pit - GFRC Concrete

Does not include door for propane tank storage.

OPT-5844HK	Match Lit
OPT-5844HKE12V	Low Voltage
OPT-5844HK110V	Plug & Play

- » Dimensions: 58.5" x 44.5"
- » Height: 15"
- » Base Dimensions: 52.5" x 38.5"
- » Burning Area: 32.5" x 19.75"
- » BTU: 95K
- » Sugg. Fire Glass: 50 lbs.



### Bullet Burner Upgrades

Unit	Stainless Steel Bullet Burner
58" Heikō	OPT-B25SSH

### Optional Accessories

<b>Canvas Cover</b>	OPT-HKCVR-15H
<b>Stainless Steel Lid</b>	OPT-HK3421RC

## Astoria - Fire Pit

Does not include door for propane tank storage

### 48" Astoria Fire Pit

OPT-ASTPC48	Match Lit
OPT-ASTPC48FSML	Flame Sense
OPT-ASTPC48FSEN	Flame Sense & Spark
OPT-ASTPC48E12V	Low Voltage
OPT-ASTPC48EKIT	Plug & Play

- » Dimensions: 48" x 24"
- » Height: 8"
- » Burning Area: 47" X 23"
- » Weight: 140 lbs
- » BTU: 65K
- » Sugg. Fire Glass: 112 lbs



### 60" Astoria Fire Pit

OPT-ASTPC60	Match Lit
OPT-ASTPC60FSML	Flame Sense
OPT-ASTPC60FSEN	Flame Sense & Spark
OPT-ASTPC60E12V	Low Voltage
OPT-ASTPC60EKIT	Plug & Play

- » Dimensions: 60" x 24"
- » Height: 8"
- » Burning Area: 59" X 23"
- » Weight: 160 lbs
- » BTU: 65K
- » Sugg. Fire Glass: 141lbs

### 72" Astoria Fire Pit

OPT-ASTPC72	Match Lit
OPT-ASTPC72FSML	Flame Sense
OPT-ASTPC72FSEN	Flame Sense & Spark
OPT-ASTPC72E12V	Low Voltage
OPT-ASTPC72EKIT	Plug & Play

- » Dimensions: 72" x 24"
- » Height: 8"
- » Burning Area: 71" X 23"
- » Weight: 180 lbs
- » BTU: 65K
- » Sugg. Fire Glass: 170lbs

### 84" Astoria Fire Pit

OPT-ASTPC84	Match Lit
OPT-ASTPC84FSML	Flame Sense
OPT-ASTPC84FSEN	Flame Sense & Spark
OPT-ASTPC84E12V	Low Voltage
OPT-ASTPC84EKIT	Plug & Play

- » Dimensions: 84"x24"
- » Height: 8"
- » Burning Area: 83" X 23"
- » Weight: 190 lbs
- » BTU: 65K
- » Sugg. Fire Glass: 198lbs

### 96" Astoria Fire Pit

OPT-ASTPC96	Match Lit
OPT-ASTPC96FSML	Flame Sense
OPT-ASTPC96FSEN	Flame Sense & Spark
OPT-ASTPC96E12V	Low Voltage
OPT-ASTPC96EKIT	Plug & Play

- » Dimensions: 96" x 24"
- » Height: 8"
- » Burning Area: 95" X 23"
- » Weight: 230 lbs
- » BTU: 65K
- » Sugg. Fire Glass: 227lbs

### Bullet Burner Upgrades

Unit	Stainless Steel Bullet Burner
48" Astoria	OPT-B24SSH
60" Astoria	OPT-B30SSH
72" Astoria	OPT-B36SSH
84" Astoria	OPT-B48SSH
96" Astoria	OPT-B72SSH

### Optional Accessories

Unit	Canvas Cover	Stainless Lid
48" Astoria	OPT-CVR-4828-15H	OPT-RC1232
60" Astoria	OPT-CVR-6028-15H	OPT-RC1244
72" Astoria	OPT-CVR-7228-15H	OPT-RC1256
84" Astoria	OPT-CVR-8428-15H	OPT-RC1268
96" Astoria	OPT-CVR-9628-15H	OPT-RC1280



## Martillo Fire Pit - Metal Collection

Includes door for propane tank storage



OPT-48RM	Hammered Copper
OPT-48RMCS	Corten Steel
OPT-48RMSS	Stainless Steel
OPT-48RMPC	Powder Coat



- » Diameter: 48"
- » Height: 24"
- » Base Diameter: 30"
- » Burning Area: 24"
- » Weight: 105 lbs.
- » BTU: 65K
- » Sugg. Fire Glass: 50 lbs.
- » Material: Copper

### Optional Accessories

<b>Canvas Cover</b>	OPT-CVR-48R-24H
<b>Stainless Steel Lid</b>	OPT-26RC

### Bullet Burner Upgrades

Unit	Stainless Steel Bullet Burner
48" Martillo	OPT-BRDSS12

## Alto Fire Pit - Metal Collection

Includes access door for 20 lbs propane tank storage



### 66" x 28" Alto Fire Pit

OPT-ALTCPR66	Hammered Copper
OPT-ALTCS66	Corten Steel
OPT-ALTSS66	Stainless Steel
OPT-ALTPC66	Powder Coat

- » Dimensions: 66" x 28"
- » Height: 24"
- » Burn Area Height: 8"
- » Burning Area: 24" x 10"
- » Weight: 160 lbs.
- » BTU: 30K
- » Sugg. Fire Glass: 25 lbs.

### 78" x 28" Alto Fire Pit

OPT-ALTCPR78	Hammered Copper
OPT-ALTCS78	Corten Steel
OPT-ALTSS78	Stainless Steel
OPT-ALTPC78	Powder Coat

- » Dimensions: 78" x 28"
- » Height: 24"
- » Burn Area Height: 8"
- » Burning Area: 36" x 10"
- » Weight: 185 lbs.
- » BTU: 50K
- » Sugg. Fire Glass: 25 lbs.

### Optional Accessories

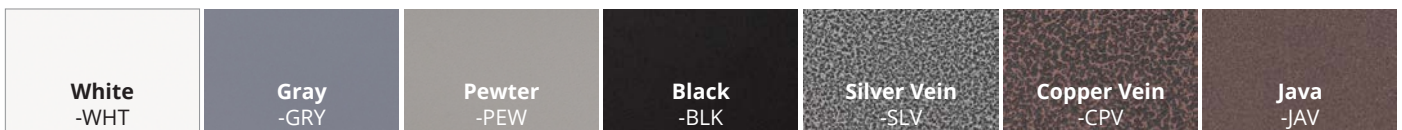
Unit	Canvas Cover	Stainless Lid	Glass Wind Guard
66" Alto	OPT-ALTCVR-6628	OPT-RC1226	OPT-WG-2814
78" Alto	OPT-ALTCVR-7828	OPT-RC1238	OPT-WG-4014

### Bullet Burner Upgrades

Unit	Stainless Steel Bullet Burner
66" Alto	OPT-B18SST
78" Alto	OPT-B30SST

## POWDER COAT COLOR OPTIONS

When ordering, specify the powder coat color by adding the color code to the end of the Part #. **Example:** White Coronado Fire Pit = OPT-CORPC48-WHT





## Amina Fire Pit Powder Coat

Includes 110V LED lights.  
Cannot store propane tank storage

### Bullet Burner Upgrades

Unit	Stainless Steel Bullet Burner
48" Amina	OPT-B24SST
60" Amina	OPT-B36SST
72" Amina	OPT-B48SST

#### 48" Amina Fire Pit

- OPT-AMI4824 Match Lit
- OPT-AMI4824FSML Flame Sense
- OPT-AMI4824E110 Plug & Play

- » Dimensions: 48" x 24"
- » Height: 15"
- » Burning Area: 30" x 10" x 2"
- » Weight: 130 lbs.
- » BTU: 40K
- » Sugg. Fire Glass: 50 lbs.

#### 60" Amina Fire Pit

- OPT-AMI6024 Match Lit
- OPT-AMI6024FSML Flame Sense
- OPT-AMI6024E110 Plug & Play

- » Dimensions: 60" x 24"
- » Height: 15"
- » Burning Area: 42" x 10" x 2"
- » Weight: 165 lbs.
- » BTU: 60K
- » Sugg. Fire Glass: 50 lbs.

#### 72" Amina Fire Pit

- OPT-AMI7224 Match Lit
- OPT-AMI7224FSML Flame Sense
- OPT-AMI7224E110 Plug & Play

- » Dimensions: 72" x 24"
- » Height: 15"
- » Burning Area: 54" x 10" x 2"
- » Weight: 200 lbs.
- » BTU: 80K
- » Sugg. Fire Glass: 50 lbs.



# THE OUTDOOR PLUS

USA MANUFACTURER OF FIRE & WATER PRODUCTS



# Baja Fire Pit

White Top & Black Powder Coat Base

### Bullet Burner Upgrades

Unit	Stainless Steel Bullet Burner
42" Baja	OPT-B24SST
60" Baja	OPT-B36SST
72" Baja	OPT-B48SST
84" Baja	OPT-B60SST

### Optional Accessories

Unit	Canvas Cover	Stainless Lid
42" Baja	OPT-CVR-4230-14H	OPT-RC1232
60" Baja	OPT-CVR-6030-14H	OPT-RC1244
72" Baja	OPT-CVR-7230-14H	OPT-RC1256
84" Baja	OPT-CVR-8430-14H	OPT-RC1268



#### 42" Baja

OPT-BAJ42-BWC  
OPT-BAJ42FSML-BWC  
OPT-BAJ42EKIT-BWC

Match Lit  
Flame Sense  
Plug & Play

- » Dimensions: 42" x 30"
- » Height: 14"
- » Burn Area: 30" x 10"
- » BTU: 40K
- » Sugg. Fire Glass: 50 lbs.

#### 60" Baja

OPT-BAJ60-BWC  
OPT-BAJ60FSML-BWC  
OPT-BAJ60EKIT-BWC

Match Lit  
Flame Sense  
Plug & Play

- » Dimensions: 60" x 30"
- » Height: 14"
- » Burn Area: 42" x 10"
- » BTU: 60K
- » Sugg. Fire Glass: 50 lbs.

#### 72" Baja

OPT-BAJ72-BWC  
OPT-BAJ72FSML-BWC  
OPT-BAJ72EKIT-BWC

Match Lit  
Flame Sense  
Plug & Play

- » Dimensions: 72" x 30"
- » Height: 14"
- » Burn Area: 54" x 10"
- » BTU: 80K
- » Sugg. Fire Glass: 75 lbs.

#### 84" Baja

OPT-BAJ84-BWC  
OPT-BAJ84FSML-BWC  
OPT-BAJ84EKIT-BWC

Match Lit  
Flame Sense  
Plug & Play

- » Dimensions: 84" x 30"
- » Height: 14"
- » Burn Area: 66" x 10"
- » BTU: 100K
- » Sugg. Fire Glass: 75 lbs.



# THE OUTDOOR PLUS

USA MANUFACTURER OF FIRE & WATER PRODUCTS



Fire Pits Collections  
BIG SUR - BILLOW





72" IVORY SHOWN



## Big Sur Wood Grain Fire Pit

Includes access door for 20 lbs propane tank storage

### 60" x 28" Big Sur Fire Pit

OPT-BGSR60	Match Lit
OPT-BGSR60FSML	Flame Sense
OPT-BGSR60EKIT	Plug & Play

- » Dimensions: 60" x 28"
- » Height: 24"
- » Burning Area: 42" x 10"
- » Weight: 345 lbs.
- » BTU: 90K
- » Sugg. Fire Glass: 50 lbs.

### 72" x 28" Big Sur Fire Pit

OPT-BGSR72	Match Lit
OPT-BGSR72FSML	Flame Sense
OPT-BGSR72EKIT	Plug & Play

- » Dimensions: 72" x 28"
- » Height: 24"
- » Burning Area: 54" x 10"
- » Weight: 425 lbs.
- » BTU: 100K
- » Sugg. Fire Glass: 75 lbs.

### Bullet Burner Upgrades

Unit	Stainless Steel Bullet Burner
60" Big Sur	OPT-LBS36SST
72" Big Sur	OPT-LBS48SST

### Optional Accessories

Unit	Canvas Cover
60" Big Sur	OPT-CVR-BS6028-24H
72" Big Sur	OPT-CVR-BS7228-24H

## Billow Fire Pit - Metal Collection

Includes access door for 20 lbs propane tank storage

### 60" Billow

OPT-BLWCP60	Hammered Copper
OPT-BLWSS60	Stainless Steel
OPT-BLWCS60	Corten Steel
OPT-BLWPC60	Powder Coat

- » Dimensions: 60" x 24"
- » Height: 24"
- » Burning Area: 48" x 12" x 2"
- » Weight: 195 lbs.
- » BTU: 90K
- » Sugg. Fire Glass: 50 lbs.

### Bullet Burner Upgrades

Unit	Stainless Steel Bullet Burner
60" Billow	OPT-LBS36SST
72" Billow	OPT-LBS54SST



72" CORTEN STEEL

### 72" Billow

OPT-BLWCP72	Hammered Copper
OPT-BLWSS72	Stainless Steel
OPT-BLWCS72	Corten Steel
OPT-BLWPC72	Powder Coat

- » Dimensions: 72" x 24"
- » Height: 24"
- » Burning Area: 60" x 12" x 2"
- » Weight: 230 lbs.
- » BTU: 110K
- » Sugg. Fire Glass: 75 lbs.

### Optional Accessories

Unit	Canvas Cover
60" Billow	OPT-BILCVR-6024-24H
72" Billow	OPT-BILCVR-7224-24H



60" COPPER VEIN



48" X 24" STAINLESS STEEL



48" X 24" CORTEN STEEL



48" X 24" WHITE POWDER COAT

## Bispo Fire Pit - Metal Collection

Cannot store propane tank.

### 48" x 28" Bispo Fire Pit

OPT-BSPCPR48	Hammered Copper
OPT-BSPCS48	Corten Steel
OPT-BSPSS48	Stainless Steel
OPT-BSPPC48	Powder Coat

- » Dimensions: 48" x 28"
- » Height: 15"
- » Burning Area: 30" x 10"
- » Weight: 120 lbs.
- » BTU: 40K
- » Sugg. Fire Glass: 50 lbs.

### 60" x 28" Bispo Fire Pit

OPT-BSPCPR60	Hammered Copper
OPT-BSPCS60	Corten Steel
OPT-BSPSS60	Stainless Steel
OPT-BSPPC60	Powder Coat

- » Dimensions: 60" x 28"
- » Height: 15"
- » Burning Area: 42" x 10"
- » Weight: 180 lbs.
- » BTU: 60K
- » Sugg. Fire Glass: 75 lbs.

### 72" x 28" Bispo Fire Pit

OPT-BSPCPR72	Hammered Copper
OPT-BSPCS72	Corten Steel
OPT-BSPSS72	Stainless Steel
OPT-BSPPC72	Powder Coat

- » Dimensions: 72" x 28"
- » Height: 15"
- » Burning Area: 54" x 10"
- » Weight: 240 lbs.
- » BTU: 80K
- » Sugg. Fire Glass: 75 lbs.

### 84" x 28" Bispo Fire Pit

OPT-BSPCPR84	Hammered Copper
OPT-BSPCS84	Corten Steel
OPT-BSPSS84	Stainless Steel
OPT-BSPPC84	Powder Coat

- » Dimensions: 84" x 28"
- » Height: 15"
- » Burning Area: 66" x 10"
- » Weight: 315 lbs.
- » BTU: 100K
- » Sugg. Fire Glass: 50 lbs.

### Optional Accessories

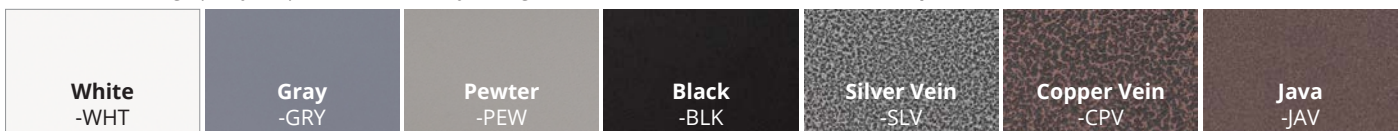
Unit	Canvas Cover	Stainless Lid	Glass Wind Guard
48" Bispo	OPT-BISCVR-4828-15H	OPT-RC1232	OPT-WG-3414
60" Bispo	OPT-BISCVR-6028-15H	OPT-RC1244	OPT-WG-4614
72" Bispo	OPT-BISCVR-7228-15H	OPT-RC1256	OPT-WG-5814
84" Bispo	OPT-BISCVR-8428-15H	OPT-RC1268	OPT-WG-7014

### Bullet Burner Upgrades

Unit	Stainless Steel Bullet Burner
48" Bispo	OPT-B24SST
60" Bispo	OPT-B36SST
72" Bispo	OPT-B48SST
84" Bispo	OPT-B60SST

### POWDER COAT COLOR OPTIONS

When ordering, specify the powder coat color by adding the color code to the end of the Part #. **Example:** White Coronado Fire Pit = OPT-CORPC48-WHT







# THE OUTDOOR PLUS

USA MANUFACTURER OF FIRE & WATER PRODUCTS

Fire Pits



Fire Pits Collections  
FORMA